




Course Snapshot

Course ID: V1F.11A		 VÖGELE	
Vögele Super 1800-3i Spray Jet Operations & Service			
Purpose of this Course: This course covers how to safely operate and work around a Vögele paver. You will learn factory-recommended best practices for machine operation and for performing daily and scheduled maintenance. After completing this course, you will be better prepared to perform service repairs and diagnose operational problems of the Super 1800-3i Spray Jet paver. You will learn factory-recommended procedures for doing service repairs and troubleshooting electrical and hydraulic systems. You will get an in-depth look at all controls and displays.		Course type: <input checked="" type="checkbox"/> Dealer <input checked="" type="checkbox"/> Customer	
OBJECTIVES Upon completion of this course, you will be able to: <ol style="list-style-type: none">1. Follow safe work practices on and around Vögele machines.2. Operate paver controls and access display screens.3. Use Niveltronics grade and slope systems.4. Locate and identify all paver electrical and hydraulic components.5. Interpret Vögele-specific electrical and hydraulic schematics, symbols, and display screens.6. Use the troubleshooting features provided by Ergo Plus operating system.7. Calibrate all applicable systems on the machine.8. Locate information in the Vögele Instruction Manual for correct operation and service of the machine.9. Identify other documentation and safety equipment provided with the machine.		Who should attend? <ul style="list-style-type: none">• Operators• Service Technicians	
Prerequisites <ul style="list-style-type: none">• The course is in English. You must be proficient in the English language.• To meet the course requirements, you must be physically able to get under and climb on machines.		Special dress / clothing requirements: <ul style="list-style-type: none">• Wear clothing appropriate for working on or around machines in a shop environment and outdoors and wear PPE as required by your employer.	
 Be sure to bring with you: Dealer Service Technicians: a wireless-enabled laptop with WIDOS pre-installed and up-to-date (recommended if you are a Customer Service Technician).			
 Hours Days 1-4: 8:30 AM – 4:30 PM			
Contact Hours	28 hours	% of time classroom/shop	70/30
Participants: Min/Max	6/8		