

Tracked Paver

# SUPER 3000-3i





# PERFECT IN ALL CLASSES

The right paver for every job

VÖGELE's seamless product range is considered unique in the industry. Whether a service road or a motorway, an airfield or a race track, a new construction or a rehabilitation job, thick or thin, hot or cold – customers will find the right machine in our paver range for every paving task.

## VÖGELE PRODUCT RANGE

### MINI CLASS

- > Maximum pave width 3.5 m
- > Maximum laydown rate 300 t/h

### COMPACT CLASS

- > Maximum pave width 5 m
- > Maximum laydown rate 350 t/h

### UNIVERSAL CLASS

- > Maximum pave width 10 m
- > Maximum laydown rate 700 t/h

### HIGHWAY CLASS

- > Maximum pave width 18 m
- > Maximum laydown rate 1800 t/h

### SPECIAL CLASS

- > SprayJet
- > InLine Pave

### POWERFEEDER

- > MT 3000-3(i) Standard
- > MT 3000-3(i) Offset





# HIGHLIGHT OVERVIEW

Perfectly equipped

## DRIVE

**01 Drive concept**

- > Powerful and economical drive concept, even when operating at full load in any climate zone.

**02 VÖGELE EcoPlus**

- > The VÖGELE EcoPlus low-emissions package significantly reduces fuel consumption and noise levels.

## MATERIAL MANAGEMENT

**03 Receipt of mix**

- > Large material hopper with a capacity of 18.5 tonnes ensures optimum feeding with mix.
- > A hydraulically operated hopper front directs the mix inside the material hopper straight onto the conveyors, conveying the entire mix properly in front of the screed.

**04 Innovative material handling concept**

- > Optimum mix transfer to the auger at all layer thicknesses thanks to height-adjustable chassis.

**05 Heavy-Duty kit**

- > The Heavy-Duty kit installed as standard effectively counteracts the abrasive wear caused by non-bituminous mixes.

**06 PaveDock Assistant**

- > PaveDock and PaveDock Assistant enhance process safety during transfer of the mix.

## OPERATION

**07 ErgoPlus 3 operating system**

- > ErgoPlus 3 operating system with numerous convenient and automatic functions

**08 AutoSet Plus functions**

- > AutoSet Plus functions for quick and safe repositioning on the job site and for storing individual paving programs.

## QUALITY

**09 Niveltronic Plus - the System for Automated Grade and Slope Control**

- > Fully-integrated system perfectly matched to the machinetechnology of VÖGELE road pavers.
- > Wide range of sensors for flexible use in all fields of application.
- > User-friendly operation and monitoring of all Niveltronic Plus functions.

## VERSATILITY

**10 Wide range of applications**

- > Can be combined with a variety of screeds for a wide range of applications at pave widths up to 18 m.

**11 High compaction technology**

- > All screeds can be used with high compaction technology.

**12 Hydraulic tamper-stroke adjustment**

- > On the SB 300 and SB 350 the tamper stroke (4 or 8mm) can be adjusted conveniently at the push of a button.

**13 Efficient screed heating**

- > The intelligent generator management system heats the screed quickly and evenly.



VÖGELE SUSTAINABILITY is our name for innovative technologies and solutions which contribute to the sustainability objectives of the WIRTGEN GROUP.





# SUPER 3000-3i

The flexibility world champion from VÖGELE

**With a pave width of up to 18 m, a maximum laydown rate of 1,800 t/h and an engine output of 356 kW, the SUPER 3000-3i is the new flagship in VÖGELE's paver line-up. As a representative of the Premium Line, this large paver incorporates all the features of the "Dash 3" generation.**

Thanks to the new, innovative material handling concept, in which the height of the conveyor and auger can be jointly adjusted, the paver can easily place thin overlay or anti-freeze layers up to 50 cm thick without the machine having to be mechanically converted in any way.

The SUPER 3000-3i is also equipped with AutoSet Plus. This means that paving processes can be automated, enabling quality achieved in the past to be reproduced at the push of a button. The Highway Class paver can therefore be set up quickly and easily to handle a wide variety of paving tasks.

The screed concept of VÖGELE's new flagship paver is likewise geared to maximum flexibility, enabling the machines to tackle a broad range of different applications efficiently and productively.

The SUPER 3000-3i can be combined with the AB 600 Extending Screed or the SB 300 and SB 350 Fixed-Width Screeds. These screeds are available in different versions, from models with tamper and vibrators (TV) to high compaction screeds with tamper and two pressure bars (TP2).



**01** ErgoPlus 3 operating system with numerous convenient and automatic functions.  
**02** VÖGELE EcoPlus low-emissions package significantly reduces fuel consumption and noise levels.  
**03** Wide range of applications at pave widths up to 18 m.

**04** The Heavy-Duty kit fitted as standard prevents abrasive wear from non-bituminous materials.  
**05** Height-adjustable chassis ensures optimum transfer of material to the auger at all layer thicknesses.



# STATE-OF-THE-ART DRIVE TECHNOLOGY

Impressive performance - fascinating efficiency


Three main components form the power unit of the SUPER 3000-3i: its advanced, liquid-cooled diesel engine, a splitter gearbox flanged directly to the engine and a large cooler assembly.

The driving force behind this VÖGELE powerhouse is its high-performance diesel engine. This 6-cylinder engine delivers 356 kW at 1,800 rpm. Yet the fuel-saving ECO mode is sufficient for many applications. And even then, the SUPER 3000-3i still has a full 348 kW at its disposal. Moreover, the machine operates particularly quietly when running at just 1,600 rpm.

A large cooler assembly ensures that the power unit always delivers its full output. With innovative air routing and a variable-speed fan, temperatures are always maintained within the optimum range, significantly extending the service

life of both the diesel engine and the hydraulic oil. Another advantage is that the machine can be operated without difficulty in all climatic regions around the world. All hydraulic consumers are directly supplied with hydraulic oil via the splitter gearbox. The advantage is that all hydraulic pumps and valves are centrally located, making them easily accessible for servicing. Even the powerful generator for screed heating is flanged directly onto the splitter gearbox. Its integrated oil cooling system makes it completely maintenance-free and very quiet.

- 356 kW**  
diesel engine output
- ECO mode at 1,600 rpm**  
reduces operating costs
- 605 litres**  
Capacity fuel tank
- Generator**  
is oil-cooled and powerful



### Exhaust emissions after-treatment and VÖGELE EcoPlus

On engines of exhaust emission Stage V, exhaust emissions after-treatment is provided by the diesel oxidation catalyst (DOC), a diesel particulate filter (DPF) and a selective catalytic reduction (SCR) catalytic converter. VÖGELE EcoPlus furthermore significantly reduces emissions. This package is capable of reducing consumption and CO<sub>2</sub> emissions by up to 25% and likewise reduces noise emissions.



# VÖGELE ECOPLUS

Less is more

It goes without saying that our road pavers conform to the applicable emissions standards, but we like to go much further. That's why the machine concept of the "Dash 3" generation uses environmentally friendly innovations in machine technology, resulting in lower consumption, lower emissions and lower costs.

One of these innovations is the VÖGELE EcoPlus low-emissions package. Fuel savings of up to 25% can be achieved with VÖGELE EcoPlus, depending on the application and capacity utilization of the paver. That doesn't just result in considerable savings for the contractor - it's good news for the environment too. That's because every litre of fuel saved reduces carbon dioxide (CO<sub>2</sub>) emissions.



25% fuel saving



25% less CO<sub>2</sub> emitted



Less noise



## VÖGELE ECOPLUS IN DETAIL



**Splitter gearbox with ability to disengage hydraulic pumps**  
When the paver is stationary, all the hydraulic pumps needed for "traction", "conveyors and augers" and "compaction" are disengaged automatically. The result? Lower fuel consumption.



**Energy-optimized tamper drive**  
The tamper is driven by a variable-displacement pump which always delivers exactly the amount of oil needed for the current tamper speed and not a drop more or less.



**Controlled hydraulic oil temperature circuit**  
A bypass circuit gets the hydraulic oil to its optimum operating temperature very quickly, enabling rapid, fuel-saving operation of the paver.



**Variable-speed fan**  
The variable-speed fan automatically adapts to engine load and ambient temperature. This type of drive saves energy and reduces noise emissions.



# EFFICIENT TRANSLATION OF TRACTIVE POWER

High-quality separate hydraulic drives are essential components of the VÖGELE drive concept. They allow our pavers to operate incredibly cost-efficiently at a high level of performance. Since the traction drive units are directly integrated in the sprockets of the crawler tracks, engine output is translated into pave speed without any loss of power.

- > The hydraulic systems for the traction drive, conveyors and augers, as well as the compacting systems, all operate in separate closed circuits for maximum efficiency.
- > Long crawler tracks with large footprints ensure maximum tractive effort, allowing the paver to progress well at a constant speed even when operating on difficult terrain.
- > Positive tracking when moving straight and accurate cornering due to electronically controlled separate drives provided for both crawler tracks.

**Hydraulic drives**  
directly in the sprockets

**Consistent straight moving**  
thanks to separate electronically-controlled drives

**Long crawler tracks**  
for maximum traction



## VÖGELE > GOOD TO KNOW

### Height-adjustable deflectors in front of the crawler tracks

The sturdy deflectors in front of the crawler tracks reliably clear any spilled mix out of the way. They can be hydraulically raised or lowered automatically at the press of a button or using the AutoSet Plus.





# PAVEDOCK ASSISTANT AND PAVEDOCK

Process Safety for Material Transfer

A constant feed of material to the paver is a fundamental prerequisite for high-quality paving. The team consisting of the PaveDock Assistant communication unit and VÖGELE’s PaveDock push-rollers makes an important contribution to the reliability of the mix transfer process.

PaveDock Assistant is the communication system between the paver operator and the feed vehicle driver. It allows particularly fast and reliable transfer of mix to the paver. Core features are the signal lights on the paver and the associated controls on the paver operator’s ErgoPlus 3 console.

The paver has two sets of signal lights, mounted on the right and left of the hardtop. With these lights, the paver operator can give the driver of the feed vehicle unmistakable signals, indicating what needs to be done (e.g. reverse, stop, dump mix). Having two lights, each in an elevated position, ensures that all signals are clearly visible to the feed vehicle driver from all angles of approach.

As an alternative to oscillating push-rollers, we also supply PaveDock, our spring-loaded push-bar. This absorbs jolts from the feed vehicle even more effectively and reliably, thus ensuring that they are not transmitted to the finished pavement.

Together with the “PaveDock Assistant”, the sprung push-rollers maximize process safety during transfer of the mix: a sensor installed in the sprung push-rollers indicates whenever a feed vehicle has docked onto the paver. The signal lights automatically and directly indicate the stop signal. The feed vehicle driver can thus react immediately.



PaveDock sprung push-bar reliably absorbs any jolts from feed vehicles.

## VÖGELE > GOOD TO KNOW

### PaveDock Assistant signals

The signal lights attached to the right and left of the paver hardtop enable the paver operator to give the truck driver unambiguous signals using the associated controls on the paver operator’s ErgoPlus 3 console.

 Dock	
 Stop	
 Raise dump box	
 Lower dump box	
 Drive off	
 Paver is moving	



# PERFECT MATERIAL MANAGEMENT FOR PERFECT PAVING QUALITY

A continuous flow of mix is key to ensuring uninterrupted and high-quality paving. That is why we attach such importance to professional material management when designing our pavers.

As with all VÖGELE pavers, supplying the SUPER 3000-3i with mix is an extremely clean, safe and swift process. The huge material hopper has a capacity of 18.5 t, allowing feed lorries to be emptied in a very short space of time. Thanks to a hydraulically operated hopper front (option), the mix inside the material hopper is directed right onto the conveyors and the entire mix properly conveyed in front of the screed.

- > Large material hopper with a capacity of 18.5 tonnes allows mix trucks to be emptied quickly.
- > Low material hopper with wide hopper sides and sturdy rubber baffles fitted to the hopper front is easy to feed with mix.
- > Especially wide oscillating push-rollers for convenient and shock-free docking of feed vehicles even on bends.
- > The Heavy-Duty kit effectively counteracts the abrasive wear caused by non-bituminous mixes.



Components particularly protected by the Heavy-Duty kit (shown in red):  
**01** Scraper for the hopper sides  
**02** Lateral guards of the conveyor chains  
**03** Central guard of the conveyor chains  
**04** Conveyor tunnel  
**05** Centre auger bearing box



### Heavy-Duty kit

VÖGELE have always put the emphasis on high-quality materials, ensuring the machines remain operational for a long time. Its high material throughput makes the SUPER 3000-3i ideal for high-volume paving jobs involving non-bituminous mixes. That is why the Heavy-Duty

kit is standard in the new flagship machine. Through the use of highly wear-resistant steel for those conveyor and auger components which are exposed to significant stresses, the Heavy-Duty kit provides additional protection against the abrasive wear caused by unbound mixes.



### Hydraulically operated hopper front

Thanks to a hydraulically operated hopper front (option), the mix inside the material hopper is directed right onto the conveyors and the entire mix properly conveyed in front of the screed.

**Large material hopper**  
with a capacity of 18.5 tonnes

**Deep and wide hopper sides**  
for especially straight forward material feed

**Push-rollers**  
oscillating



# OPTIMUM SUPPLY OF MIX AT ALL LAYER THICKNESSES

The innovative material handling concept of the SUPER 3000-3i ensures a high conveying capacity and an optimum supply of mix, regardless of layer thickness. The key development is a function that permits the height-adjustment, not only of the auger, but also of the entire rear section of the chassis. That means that the conveyor's discharge point onto the auger remains the same across the entire 27.5 cm adjustment range.

## Height-adjustable chassis

optimizes the supply of material even when paving thick layers.

## Huge conveyor tunnel

ensures a high conveying capacity of up to 1,800 t/h




- > The innovative material handling concept and huge conveyor tunnel (162 x 50 cm) ensure a high conveying capacity of 1,800 t/h.
- > Augers with varying blade diameters of 340 to 480 mm ensure a uniform head of mix in front of the screed, even when paving across large widths.
- > Layer thicknesses of up to 50 cm can be paved without needing to convert the screed.
- > The fixed connection between the auger and the rear wall of the chassis increases stability when operating at large pave widths.



## VÖGELE > GOOD TO KNOW

### Height-adjustable chassis

Innovative material handling concept in which the height of the conveyor and auger can be jointly adjusted. This optimizes the supply of mix even when paving thick layers of up to 50 cm. Optimum transfer of mix to the auger at all layer thicknesses thanks to the infinitely height-adjustable chassis.





# AUTOMATED PROCESSES WITH AUTOSET PLUS

This innovation for the SUPER pavers of the “Dash 3” generation allows procedures to be automated and makes the paving process more efficient – and all at the press of a button on the paver operator’s ErgoPlus 3 console.


AutoSet Plus incorporates two handy automatic functions: the Repositioning function makes it easier to relocate from one part of the job site to another. The Paving programs function allows paving programs created by the paver operator to be saved.

# AUTOSET PLUS REPOSITIONING FUNCTION

Automatic repositioning accelerates the resumption of work after the paver has been moved on the job site or when there is a change of work shifts, for instance. The paver settings relating to paving are stored using the display of the paver operator’s console in „Pave“ mode. After changing to „Job Site“ or „Positioning“ mode, the corresponding parts of the machine can be brought into transport position simply by pressing the „Execute“ button.

When returning to „Pave“ mode, simply pressing the button again will reactivate the previously stored settings. To prevent spills of mix, the hopper front just has to be lowered again manually.

- The Repositioning function**
- > Fast and safe repositioning of the paver.
  - > No settings are lost between paving and repositioning.
  - > Also prevents any damage to the augers and deflectors in front of the crawler tracks.





# AUTOSET PLUS PAVING PROGRAMS

When paving programs are created, all the settings and paving parameters of relevance for a particular job site are saved. This ensures that the data will be available for comparable projects in the future and can be called up at the press of a button.

These presettings are generally a 90-95% match for the new job site. Fine adjustments resulting from a different mix temperature, for example, are made during paving as usual. That means the paving programs can be adjusted to the actual requirements of the job site with little effort.

### The paving programs


- > Automated configuration of the paver.
- > Stores all paving-related parameters.
- > Selection of stored paving programs.
- > Reproducible quality.

### Settings input manually

- 01 Description of the job
- 02 Free text input
- 03 Mix type
- 04 Pave width
- 05 Type of layer
- 06 Layer thickness
- 07 Tamper stroke

### Settings applied automatically

- 01 Paver and screed type
- 02 Pave speed
- 03 Tamper speed
- 04 Pressure for the pressure bars
- 05 Height of auger/chassis
- 06 Screed Freeze
- 07 Conveying capacity
- 08 Height adjustment of the screed tow point rams
- 09 Screed Assist pressure, balance right/left
- 10 Screed profile







## ERGOPLUS 3 OPERATING CONCEPT

Efficiency, reliability and convenience

**The very best machine with the most advanced technology can only really show its strengths if it can be operated easily and as intuitively as possible. At the same time, it should offer an ergonomic and safe working environment for the operating team.**

That's why the ErgoPlus 3 operating concept is focussed on the operator, ensuring that VÖGELE paver operators retain full control over the machine and the paving job.

On the following pages, example illustrations will provide you with more detailed information on the extensive functions

of the ErgoPlus 3 operating concept. ErgoPlus 3 encompasses the operator's stand, the paver operator's console and screed consoles and Niveltronic Plus, the System for Automated Grade and Slope Control.





# ERGOPLUS 3 PAVER OPERATOR'S CONSOLE

Clearly arranged in line with experience from the field

The paver operator's console is extremely clear and has been designed according to practical principles. All functions are combined into logical groups, so that the operator finds each function exactly where he would expect it to be.

On the ErgoPlus 3 console, all push-buttons are easily identifiable by touch even when wearing work gloves. Once a button is pressed, off you go, thanks to the "Touch and Work" principle. This means that a function is executed directly – without the need to confirm.



- 01 Conveyors and augers, traction**  
All controls for the conveyor and auger are located here. The traction main switch, the operating mode selector and the setpoint adjuster for the pave speed are also included in this function group.
- 02 Material hopper and steering**  
This function group includes the controls for the material hopper, the steering and the diesel engine. Various options are also operated from here.
- 03 Screed functions**  
All controls for the screed are grouped at the centre of the paver operator's console.
- 04 Paver operator's console display**  
The high-contrast colour display delivers brilliant readability even in poor lighting conditions. Essential information is shown on menu level 1. More paving settings, as well as information about the machine, can be found at the secondary levels.
- 05 Safe operation at night**  
Glare-free backlighting comes on automatically as darkness sets in so that the paver operator can also work safely on night-time jobs.





# CONVEYORS AND AUGERS, TRACTION

## Module 1

### 01 Innovative material handling concept

The height of the rear section of the chassis, including the conveyors and augers, can be infinitely varied at the push of a button – even when working at maximum pave width. This ensures that the auger always operates at the correct height, receiving the material from above. This, in turn, supports a high conveying capacity as well as optimum spreading of the mix.

### 02 AutoSet Plus Repositioning function (option)

With the AutoSet Plus Repositioning function, the paver is quickly and safely prepared for a move on the job site at the touch of a button. After the move, all paver components are reset to their previous working positions simply by pressing the button again. This ensures that no settings are lost when changing between “Pave” and “Job Site” modes. AutoSet Plus also effectively prevents damage during transport.



The conveyor can be reversed at the touch of a button. Return transport of the mix is automatically stopped. The conveyor can be switched to the no-load function just as quickly.



01 Innovative material handling concept

02 AutoSet Plus Repositioning function (option)

03 Choice of operating modes

04 Reversing conveyor movement

05 Idling function

### 03 Choice of operating modes for the paver

All the main paving and machine functions can be controlled directly by individual push-buttons on the paver operator’s ErgoPlus 3 console. By pressing the arrow buttons, up or down, the operator changes modes in the following order: “Neutral”, “Job Site”, “Positioning” and “Pave”. An LED indicates the mode selected.

### 04 Reversing conveyor movement

In order to avoid mix dropping from the conveyors during a move of the paver on the job site, conveyor movement can be reversed at the touch of a button. Reverse movement takes place for a short time only and stops automatically.

### 05 Idling function

Idling function is provided for the warm-up or cleaning of conveyors, augers and tamper.



# MATERIAL HOPPER AND STEERING

## Module 2

### 01 Choice of engine speed ranges

For the engine, there is a choice of three modes: MIN, ECO and MAX. To switch modes for engine speed, all the operator needs to do is press the arrow up or down buttons. In ECO mode, the engine delivers sufficient power for a great number of paving applications. Running in ECO mode significantly reduces noise and fuel consumption.

### 02 PaveDock Assistant (option)

With the PaveDock Assistant signal lights, the paver operator can give the driver of the feed vehicle unambiguous signals indicating what needs to be done (e.g. reverse, stop, dump mix). The lights are conveniently activated directly from the paver operator's ErgoPlus 3 console.



01 Choice of engine speed ranges  
02 PaveDock Assistant (option)

### 03 Steering

For a large turning circle, fine steering allows pre-setting of a track position which is maintained automatically with no need for manual intervention by the operator.



01 Choice of engine speed ranges  
02 PaveDock Assistant (option)  
03 Steering at a pre-selected steering angle



# SCREED

## Module 3

All the key screed settings can be made from the paver operator’s console. The screed can be raised or lowered here, each of the two sides of the screed extended or retracted or the angle of the screed adapted to suit conditions. This means the paver operator, too, has access to the screed at all times.

### 01 Screed Lock (option)


When the paver is in the transport position, the screed is secured by locking bolts. When the screed is raised, the two locking bolts can be retracted by the hydraulic screed lock at the touch of a button.

### 02 Screed Assist (option)

This button switches Screed Assist on (LED lights up) or off. Screed Assist pressure and balance can be set via the display. Screed Assist is active only when the screed is floating.




**01** Locking bolts on both sides secure the screed in its transport position.  
**02** When the screed is in the floating position, the Screed Assist feature can also be activated.  
**03** Screed plates are fitted as standard with heating elements which distribute the heat all over the plates.



### 03 Screed Heating

In order to optimise compaction and produce a smooth surface texture, all compacting elements are heated across full screed width. A simple touch of a button is all it takes to switch screed heating on or off. To ensure the screed heating system is working properly, an automatic function check is carried out when it is switched on.

- 01 Screed Lock (option)
- 02 Screed Assist (option)
- 03 Screed Heating





# ERGOPLUS 3 SCREED CONSOLE

The screed is crucial for pavement quality, so easy and positive handling of all screed functions is of the utmost importance for high-quality road construction. With ErgoPlus 3, screed operators have the paving process at their fingertips. All functions are easily comprehensible, and all controls are clearly arranged.

Push-buttons in watertight, raised enclosures are provided for the frequently-used functions operated from the screed console. This makes them identifiable blindfold simply by touch, even when wearing work gloves. Important paver and screed data can also be called up and adjusted from the screed console.



- 01** The high-contrast colour display provides for brilliant readability even in poor lighting conditions. What's more, the downward-angled high-power LED lighting gives the operator a perfect view of all processes associated with the side plate, even in the dark.
- 02** Screed width can be adjusted by means of the SmartWheel.



- 01** The screed console display
- 02** Crown adjustment at the touch of a button
- 03** Ergonomic screed width control in two speeds

- 01 The screed console display**  
The screed console display allows the screed operator to control and monitor both the left and the right sides of the screed. Machine-related parameters such as the tamper bar or conveyor speed can be conveniently adjusted on the screed console display panel. The clear menu structure, combined with easily understandable, self-explanatory symbols neutral in language, makes operating the display panel both simple and safe.
- 02 Crown adjustment at the touch of a button**  
The crown can be conveniently adjusted at the touch of a button on the screed operator's console. When the "plus" or "minus" button is pressed, the set crown value is shown on the display.
- 03 Ergonomic screed width control in two speeds**  
The screed width can be effortlessly adjusted by means of the SmartWheel. This is done at two speeds: slow, for precision control, such as along an edge; or fast, for quick extension or retraction of the screed.



# AUTOMATED GRADE AND SLOPE CONTROL NIVELTRONIC PLUS

The Niveltronic Plus System for Automated Grade and Slope Control is an in-house development by JOSEPH VÖGELE AG based on many years of experience in grade and slope control technology. Easy operation, precision and reliability are its hallmarks, ensuring perfect mastery of all grade and slope control jobs.

This fully integrated system is perfectly adapted to the machine technology of VÖGELE pavers with the ErgoPlus 3 operating concept. For example, all wiring and connections are integrated in the tractor unit and screed, effectively eliminating any risk of damage to those components.

VÖGELE of course offers a very wide and practical selection of sensors, permitting versatile use of the Niveltronic Plus system. Whether building or rehabilitating car parks, roundabouts or motorways, VÖGELE offers the right sensor for every job site situation.

Sensors can be changed quickly and easily, as Niveltronic Plus automatically detects which sensor is connected, simplifying the configuration process for the user.



01




02



03

- 01 The LED sighting crosses also fitted to the sensor provide continuous, clearly visible feedback to the screed operator indicating whether the actual values match the settings made.
- 02 A variety of sensor types are available for Niveltronic Plus, in keeping with the machine's extensive and varied range of applications. These sensors extend from a mechanical sensor to non-contacting sonic sensors.
- 03 The two-way split display provides the screed operator with access to both sides of the screed. The symbols provide information at all times including on the height of the tow point rams, the pre-set and actual values, and the pre-set sensitivity of the grade and slope control sensors.



01

02

03

## VÖGELE > GOOD TO KNOW

### Sensors available

#### Slope sensor

The slope sensor allows the transverse profile to be determined exactly and then paved accurately. The measuring range is +/- 10%.

#### Variable mechanical grade sensor

The variable mechanical grade sensor can be equipped with skis for referencing from the ground in 30 cm, 1 m and 2 m lengths.

#### Single-cell sonic sensor

The single-cell sonic sensor emits a sound cone and consequently copies references 1:1 without calculating an average. It can be used for referencing from the ground (Ground mode) or from a tensioned wire (Stringline mode).

#### Multi-cell sonic sensor

The multi-cell sonic sensor, with its four sensors, is highly versatile. By calculating an average, it can compensate for short irregularities in a reference.

#### Big MultiPlex Ski

The Big MultiPlex Ski compensates for extended undulations. Its 5 to 13 metre beam can be fitted with three multi-cell sonic sensors as standard – or with up to five if required.





# ERGOPLUS 3 OPERATOR'S STAND

Improved efficiency, reliability and convenience

An ergonomic workstation is of key importance to enable a paver operator to concentrate fully for long periods of time, which is why VÖGELE relies on the paver operator's stand with ErgoPlus 3. The operator's ErgoPlus 3 stand provides plenty of storage space, is clearly arranged and meets stringent health and safety requirements.

Outstanding all-round visibility also increases safety. The operator can monitor everything from his workstation: material feed, material supply and head of mix. With its intelligent design, the ErgoPlus 3 system proves that innovative technology can be controlled ergonomically, efficiently, intuitively and conveniently.

## 01 The comfortable operator's stand

- > The comfortable operator's stand gives an unobstructed view of all crucial areas on the paver such as material hopper, steering guide or screed.

## 02 Control console and seats can be moved for an optimum seated position

- > The seats swinging out to the sides and an operator's stand of streamlined design likewise provide maximum visibility of the auger tunnel, permitting the paver operator to keep an eye on the head of mix in front of the screed at all times.
- > The paver operator's seat and console on the platform, as well as the screed operator's platforms can now be adjusted even more easily to personal needs.

## 03 Hardtop gives excellent protection

- > The modern hardtop made of glass fibre-reinforced polymer material shelters the operator come rain or shine.

## 04 A place for everything and everything in its place

- > The operator's stand, with its streamlined design, is well organized, offering the paver operator a professional workplace. The operator's console can be protected by a shatter-proof cover to prevent wilful damage.

## 05 Consistent service concept

- > All "Dash 3" pavers offer excellent access to all maintenance points and have a uniform service concept with identical intervals.

## 06 Safe and comfortable ascent

- > The walkway and comfortable central step access on the screed ensure safe and convenient access to the operator's platform.

## 07 Ergonomic screed console

- > The height and position of the console are easily adjusted. The high-contrast colour display can be read clearly from all angles.



# SCREEDS FOR ALL APPLICATIONS

A powerful tractor unit calls for a screed to match. Every application has its own specific requirements. Consequently, your daily work routine ultimately decides which configuration is right for you. When it comes to pave width, layer thickness and laydown rate, the SUPER 3000-3i is designed to deliver absolute top performances. Together with the AB 600 Extending Screed and the SB 300 and SB 350 Fixed-Width Screeds, it achieves optimum paving quality particularly economically.





# AB 600 EXTENDING SCREED

Flexible and variable

The AB 600 Extending Screed is particularly adaptable, making it ideal for paving in varying widths and on winding roads. The high-precision, sturdy single-tube telescoping system permits stable and reliable screed width adjustment. Even with the screed set to its maximum width, the telescoping tubes are extended by no more than half, which means zero flexing.

The AB 600 has a basic width of 3 m. Equipped with the VÖGELE single-tube telescoping system, its pave width is infinitely variable up to 6m. With the addition of bolt-on extensions, even strips as wide as 9.5 m can be paved without joints. In addition to the TV, TP1 and TP2 screed versions, the very high-compaction TP2 Plus version is also available for the AB 600 Extending Screed.

## Uniform screed heating

of screed plates, tamper bar and pressure bars for uniform surface courses

## Outstanding paving

thanks to optimum tamper and screed plate geometry

## Alternating mode for screed heating

alternately powering one half of the screed heating system

## Hydraulic crown adjustment

The crown can be conveniently adjusted at the press of a button on the screed operator's console.


## VÖGELE SUSTAINABILITY

### Quick to reach temperature, efficient in operation

During paving, the intelligent generator management system ensures that the generator output required for the optimum temperature across full pave width is always available, regardless of engine speed - whether the machine is being operated with or without bolt-on extensions. This reduces both the energy required and fuel consumption.

### VÖGELE single-tube telescoping system

The hydraulic extensions of all VÖGELE extending screeds slide in and out smoothly on a single-tube telescoping system. The three-section telescoping tube is amply dimensioned (diameter 150/170/190 mm) and perfectly stabilised. Even with the screed set to its maximum width, each tube section is extended by no more than half. The 3-point suspension of the screed's hydraulic extensions prevents the screed's telescoping system being affected by the torsional forces exerted on these units by the pressure of the mix. Forces are absorbed at the telescoping tube's point of attachment (01), the bearing of the fixed guide tube (02) and a torque restraint system (03), ensuring that the screed's hydraulic extensions extend and retract smoothly, with no jamming or catching.





# AB 600 EXTENDING SCREED

The AB 600 Extending Screed is particularly adaptable, making it ideal for paving in varying widths and on winding roads. It has a basic width of 3 m. Equipped with the VÖGELE single-tube telescoping system, its pave width is infinitely variable up to 6m. With the addition of bolt-on

extensions, even strips as wide as 9.5 m can be paved without joints. In addition to the TV, TP1 and TP2 screed versions, the very high-compaction TP2 Plus version is also available for the AB 600 Extending Screed.




## AB 600

### Pave widths

- > Infinitely variable range from 3 m to 6 m
- > Larger widths if bolt-on extensions up to a maximum of 9.5 m are added

### Compacting systems


- > AB 600 TV with tamper and vibrators
- > AB 600 TP1 with tamper and 1 pressure bar
- > AB 600 TP2 with tamper and 2 pressure bars
- > AB 600 TP2 Plus with tamper and 2 pressure bars for maximum precompaction



## Innovative screed heating

In order to optimise compaction performance and to produce a smooth surface structure, all compacting elements are heated across full screed width.

Screed plates are fitted as standard with heating elements which distribute heat throughout the plates. The plates are thoroughly insulated on top so that 100% of the heat is directed to where it is needed: the area of contact with the mix. Tamper bar and pressure bars are fitted with heating rods for quick and uniform heating from the inside. Sophisticated control technology is installed to allow automated management of screed heating.





# SB 300 AND SB 350 FIXED-WIDTH SCREEDS

## Powerful for large widths

Fixed-width screeds from VÖGELE deliver absolutely high-quality, perfectly even results. They show their strengths wherever large pave widths have to be handled, when laying down thick layers (e.g. crushed-stone bases) and where high degrees of precompaction have to be achieved. The SUPER 3000-3i can be combined with the SB 300 and SB 350 Fixed-Width Screeds.

Both of these screeds have a considerable range of pave widths extending from 3 to 16 m for the SB 300 and from 3.5 to 18 m for the SB 350. The two screeds and the SUPER 3000-3i can also handle layer thicknesses of up to 50 cm.

### VÖGELE SUSTAINABILITY

#### Highly efficient heating system

To ensure that the screed reaches operating temperature quickly, the SB 300 and SB 350 have been equipped with a new heating system. This heats screed plate, tamper and pressure bars twice as fast and much more uniformly, meaning that they are up and running in no time. This not only saves time, it also reduces fuel consumption.

#### Special adjustment system

significantly reduces set-up time for attaching bolt-on extensions

#### Hydraulic tamper stroke adjustment

simply and quickly at the touch of a button


#### High degree of flexibility

thanks to hydraulic bolt-on extensions



#### High flexibility thanks to hydraulic bolt-on extensions

Both fixed-width screeds offer high flexibility when combined with the newly developed extra-wide hydraulic bolt-on extensions. Using the SmartWheel, the pave width can now be hydraulically varied by 1.25 m on each side of the screed – adding up to a total adjustment range of 2.5 m. This offers a high level of flexibility and saves time, too, particularly on projects involving varying pave widths.





SB 300 TV

Pave widths

- > Basic width 3 m. Larger widths up to a maximum of 16 m with the addition of bolt-on extensions
- > Thanks to hydraulic bolt-on extensions (125 cm), users can also benefit from the advantages of VÖGELE extending screed technology when operating with fixed-width screeds

Compacting systems

- > SB 300 TV with tamper and vibrators
- > SB 300 TP1 with tamper and one pressure bar
- > SB 300 TP2 with tamper and two pressure bars




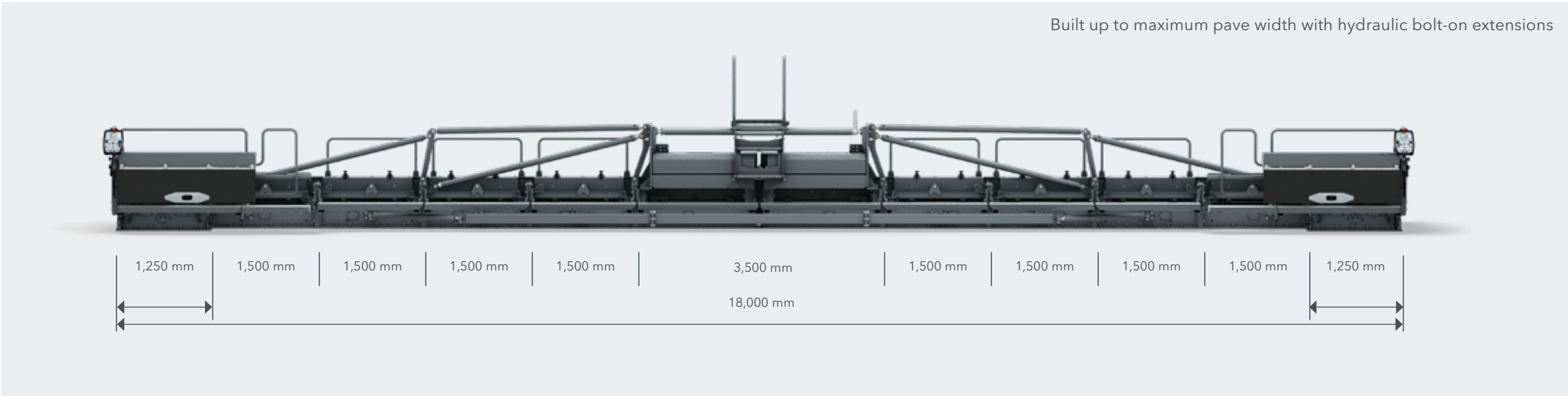
SB 350 TV

Pave widths

- > Basic width 3.5 m. Larger widths up to a maximum of 18 m with the addition of bolt-on extensions
- > Thanks to hydraulic bolt-on extensions (125 cm), users can also benefit from the advantages of VÖGELE extending screed technology when operating with fixed-width screeds

Compacting systems


- > SB 350 TV with tamper and vibrators
- > SB 350 TP1 with tamper and one pressure bar
- > SB 350 TP2 with tamper and two pressure bars



Hydraulic Tamper-stroke adjustment at the press of a button

The correct setting of the tamper stroke has a key impact on the compaction results and floating behaviour of fixed-width screeds. Since adjusting the tamper stroke mechanically is a very time-consuming process, it is often not adjusted, even when different layer thicknesses are being paved with one and the same screed. This prompted VÖGELE to develop the hydraulic tamper-stroke adjustment system.

With this system, paver operators can set the optimum tamper stroke of 4 mm or alternatively 8 mm for the particular paving job simply at the push of a button. This option allows high-quality paving results to be achieved even more conveniently.



Convenient and efficient: practical installation aid

To ensure that the SB screeds are quickly ready for use, even when paving large widths, the attachment of bolt-on extensions has been greatly simplified: a newly developed installation aid helps the operator mount the extensions correctly.

As a result, the individual bolt-on extensions can be adjusted quickly and easily, considerably reducing set-up times.



# WIRTGEN GROUP CUSTOMER SUPPORT

Service you can rely on.

**You can have confidence in reliable, swift support from us during the entire life cycle of your machine. Our wide range of services is ready with the right solution to every challenge you face.**



## Service

We keep our service promise with swift, straightforward assistance - on the job site or at our professional workshops. Our service team is trained to a professional standard and dedicated tools ensure that repair, care and maintenance tasks are completed quickly. We can support you with customised service agreements on request.

> [www.wirtgen-group.com/service](http://www.wirtgen-group.com/service)



## Spare Parts

WIRTGEN GROUP original parts and accessories assure the long-term reliability and availability of your machines. Our experts will also be pleased to advise you about optimised wear part solutions to suit your application. Our parts are available all over the world at all times and are easy to order.

> [parts.wirtgen-group.com](http://parts.wirtgen-group.com)



## Training

The WIRTGEN GROUP brands are specialists in their field with decades of experience in applications; our customers benefit from this expertise. In our WIRTGEN GROUP training courses, we are delighted to pass our knowledge on to you, customised to suit both operators and servicing staff.

> [www.wirtgen-group.com/training](http://www.wirtgen-group.com/training)



## Telematics solutions

Construction machines with leading technology and perfected telematics solutions work hand-in-hand in the WIRTGEN GROUP. The Operations Center\* - the digital platform for process, machine and service optimisation - enables you to not only simplify maintenance planning for your machines, but also to increase your productivity and cost-effectiveness.

> [www.wirtgen-group.com/telematics](http://www.wirtgen-group.com/telematics)

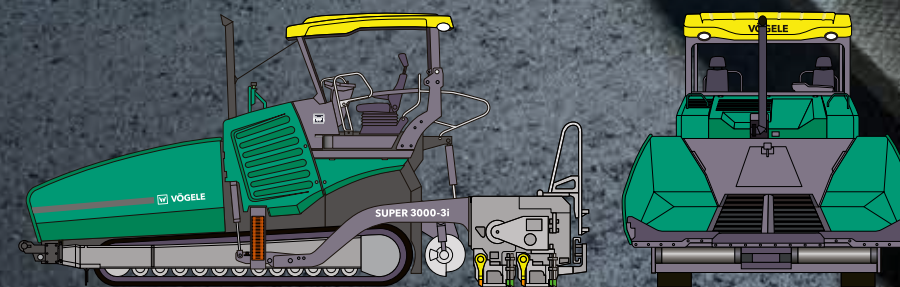
\*The John Deere Operations Center™ (formerly WITOS) is currently not available in all countries. Please consult your responsible subsidiary or dealer if you have any questions.

# ALL THE FACTS AT A GLANCE

SUPER 3000-3i Tracked Paver



## TECHNICAL DATA



## SUPER 3000-3i

> Maximum pave width: 18 m

> Maximum laydown rate: 1,800 t/h

> Layer thickness: max. 50 cm

> Transport width: 3 m





## JOSEPH VÖGELE AG

Joseph-Vögele-Str. 1  
67075 Ludwigshafen  
Germany

T: +49 621 8105-0

F: +49 621 8105-461

M: [marketing@voegele.info](mailto:marketing@voegele.info)

 [www.voegele.info](http://www.voegele.info)



For more information, scan the QR code.