

Tracked Paver

SUPER 800-5 P



P

PERFECT IN ALL CLASSES

The right paver for every job

VÖGELE's seamless product range is considered unique in the industry. Whether the project is a service road or a motorway, an airfield or a race track, a new construction or a resurfacing job, whether it involves thick or thin courses or the hot or cold method – customers will find that our range includes the right paver for every paving task. VÖGELE's "Dash 5"-generation pavers lay the foundations for future technical developments.



P/ EXCEPTIONAL PERFORMANCE
Advanced features and performance

VÖGELE PRODUCT RANGE

- MINI CLASS**
 - > Pave width up to 3.5 m
 - > Laydown rate up to 300 t/h
- COMPACT CLASS**
 - > Pave width up to 5 m
 - > Laydown rate up to 350 t/h
- UNIVERSAL CLASS**
 - > Pave width up to 10 m
 - > Laydown rate up to 700 t/h
- HIGHWAY CLASS**
 - > Pave width up to 18 m
 - > Laydown rate up to 1,800 t/h
- SPECIAL CLASS**
 - > SprayJet
 - > InLine Pave
- POWERFEEDER**
 - > MT 3000-5 Standard
 - > MT 3000-5 Offset

SUMMARY OF HIGHLIGHTS

Perfectly equipped

CONVENIENCE AND SAFETY

01 New hopper mechanism

- > Shallow material hopper with a new hinging mechanism and downward-sloping engine hood significantly improves visibility for the paver operator.
- > The feed width of the material hopper has been increased, making it easy for trucks to feed it with material.

02 Greater safety

- > Additional handles on the ErgoBasic 5 paver operator's console and an enlarged paver operator's platform with handrails make operating the paver feel even safer.

DRIVE

03 Future-proof drive technology

- > Its 55.4 kW diesel engine and ECO mode make the paver both powerful and cost-efficient.
- > Traction drives in closed loops deliver steady tracking and precision steering.

MATERIAL MANAGEMENT

04 Innovative material handling

- > The new hopper mechanism provides the option of feeding the paver with material asymmetrically from both sides.

OPERATING SYSTEM

05 User-friendly ErgoBasic 5

- > Easy-to-understand, innovative operating concept for straightforward handling.
- > The display makes it easy to read off all the relevant machine data, including service messages.
- > Using the screed operator's console, all the functions relevant to paving are quick and easy to be set.
- > The enlarged and more elevated operator's platform ensures comfortable working and optimum visibility to the front. The tilting console can also be moved to make it ergonomic for the operator.
- > The Light Package makes working much simpler and safer - by illuminating the operator's platform, the auger tunnel and the tow point rams.

06 Auto Grade Basic system for automated grade and slope control

- > Easy-to-operate system for automated grade and slope control.
- > The Auto Grade Basic system for automated grade and slope control is integrated in the ErgoBasic 5 screed operator's console.

VERSATILITY

07 Compact dimensions

- > Compact dimensions make it suitable for use in extremely confined conditions.

08 Flexible range of paving applications

- > Wide range of pave widths ranging from 0.5 to 3.5 m for a variety of paving jobs.

09 Screeds

- > Can be combined with AB 200 and AB 220 Extending Screeds with V and TV compacting systems.



SUPER 800-5 P

The smallest road paver of the new “Dash 5” generation

The SUPER 800-5 P-Tier tracked paver is the first of the “Dash 5” generation to represent the Mini Class. The small paver is ideal for relatively small to medium-sized tasks such as backfilling trenches or producing footpaths and cycle lanes.

The SUPER 800-5 P is an extremely compact mini paver which is suitable for a wide variety of applications. Whether paving narrow paths, close to walls and kerbs, between tram tracks or inside buildings - the Mini Class really comes into its own in precisely these confined spaces.

Applications in gardening and landscaping are among the particular strengths of the SUPER 800-5 P. This compact and manoeuvrable paver is also ideal for paving indoors and in underground car parks. With pave widths between 0.5 and 3.5 m, the SUPER 800-5 P is perfect for construction projects in confined spaces.

The SUPER 800-5 P has the user-friendly ErgoBasic 5 operating system developed especially for this paver, making it easy and intuitive to operate. The Storage Pack, including tool holder, luggage net for small parts, drinks holders and holder for a smartphone make things more convenient at work.

The new gently downward-sloping engine hood gives users unrestricted visibility to the front. The shallow material hopper with a new hinging mechanism and the more elevated operating position improve visibility for the operator even further.

ERGOBASIC 5 OPERATING CONCEPT



- > New operating system specifically for the SUPER 800-5 P.
- > Colour display with operating data and service messages.



- > Paver operator's console can be adapted to suit individual requirements.
- > Auto Grade Basic system for automated grade and slope control integrated in the screed operator's console.

NEW HINGING MECHANISM



- > Material hopper hinges in two places to give an uninterrupted view to the front and make manoeuvring easy.

FLEXIBLE FEEDING WITH MATERIAL



- > Large material hopper and generous feed width of over 3 m make it easy to feed the paver with material.
- > Hopper mechanism allows the paver to be fed with material asymmetrically from both sides.



GREAT IN CONFINED SPACES

Compact, manoeuvrable and clearly laid out

A **VÖGELE Mini Class paver** is used whenever a job site is particularly confined, narrow or has limited headroom. Its compact dimensions and great manoeuvrability combined with optimum visibility to the front thanks to the new hinging mechanisms of its material hopper make this mini paver perfect.

The SUPER 800-5 P-Tier comes into its own on jobs on motorway central reservations, in underground car parks and indoors where there is low headroom. Its small dimensions, great manoeuvrability and power are key factors in deploying it cost-efficiently in such projects. This technically superior mini paver of the new “Dash 5” generation successfully handles even the most difficult conditions.

Its minimal clearance width of just 1.4 m means that even narrow entrances or gateways no longer present an obstacle, allowing the paver to get through even narrow access points and facilitating the completion of road surfaces inside buildings like underground car parks. Its total height of just over 2 metres permits paving operations in buildings and under canopies with low headroom.

Improved visibility

as a result of a gently sloping engine hood and shallow material hopper

Asymmetrical material hopper sides

for maximum flexibility



The gently downward-sloping engine hood and shallow material hopper with new hinging mechanism - as well as the more elevated operating position - significantly improve visibility for the operator.

The new hopper mechanism provides the option of feeding the paver asymmetrically from both sides. The hinged elements reliably empty material onto the conveyor even from the edge zones.



SEVERAL FEEDING OPTIONS AND OPTIMAL FLOW OF MIX

Flexible material feeding options are particularly important when space is at a premium. This is precisely what the ample material hopper of the SUPER 800-5 P was designed for. Depending on how much space is available, it can be conveniently supplied with material by either a truck or an excavator.

The generous material hopper with separately adjustable sides is designed so that the paver can always be fed with material in the best possible and economical manner. The asymmetrical hopper sides allow material to be fed by a truck, even if the feed vehicle is unable to dock centrally in front of the machine (e.g. when paving along walls and in the case of other kinds of restriction).

Material hopper with a capacity of 5.8 t
with separately adjustable sides for ideal feeding with mix

Wide conveyor tunnel
for a high throughput of mix

The Mini Class paver comes with a powerful material transfer system: the high-volume material hopper provides an adequate supply and the wide conveyor tunnel facilitates a rapid throughput of material.

The generous auger blades ensure that the material is spread evenly in front of the screed.



- 01 Material hopper with a volume of 5.8 t
- 02 Reversible conveyor
- 03 Large conveyor tunnel
- 04 Hinged limiting plate for auger tunnel to accommodate changing pave widths




The arrangement of the conveyor drive at the rear of the machine makes for optimum power transmission, ensuring a high conveying capacity while minimizing wear. The conveyor is reversible, so there is no loss of material whilst manoeuvring

on site. The conveyor tunnel is dimensioned generously enough to ensure a high throughput of material of up to 300 t/h.

VÖGELE > GOOD TO KNOW

Adjustable auger height

With a diameter of 30 cm, the large auger blades ensure that the mix is spread homogeneously. The height of the augers is infinitely variable by 10 cm - even hydraulically on request.



ERGOBASIC 5 OPERATING CONCEPT

Simple, user-friendly and ergonomic

The operating concept has been completely redesigned for the SUPER 800-5 P. The new ErgoBasic 5 was developed specifically for the mini paver but based on ErgoPlus 5.

All the functions required are clearly arranged in groups within immediate reach on the paver operator's console. All the relevant machine data are shown in the display, together with service and error messages.

The screed operator's console is likewise based on ErgoPlus 5 and includes all the main screed settings. Another new feature is that the functions for grade and slope control are integrated in the screed operator's console. This groups all the functions the screed operator needs in one handy console.

The Storage Package with the tool holder for shovel, broom etc., a luggage net for small parts, four drinks holders and a smartphone holder make things more convenient at work.



ErgoBasic 5 delivers maximum operating convenience and ergonomics. For example, the paver operator's console (which can be adjusted in terms of both angle and position) facilitates an optimum operating position.

01 ErgoBasic 5 paver operator's console

- > The key operating data for the paver can be read off the new colour display.
- > The position and angle of the ErgoBasic 5 operating console on the paver operator's platform can be perfectly adjusted to suit operators' needs.
- > Power supply for mobile terminal equipment.

02 ErgoBasic 5 screed operators' consoles

- > The ErgoBasic 5 screed operator's console allows all the functions relevant to paving to be set quickly and easily.
- > Operation of the Auto Grade Basic system for automated grade and slope control is integrated in the ErgoBasic 5 screed operator's console.

03 Auto Grade Basic system for automated grade and slope control

- > System for automated grade and slope control for a perfect paving result.
- > Wide range of sensors for flexible deployment.
- > Particularly simple and user-friendly operation.
- > Precision paving of predefined transverse pavement profiles.
- > Constant monitoring of the paving parameters entered.

ERGOBASIC 5 OPERATOR'S CONSOLE

Clearly arranged in line with experience from the field

Everything at a glance: the functions are arranged in a clear, practical and logical way, clearly inspired by the ErgoPlus 5 operating console. The button design and the symbols were consistently adopted and harmonised with the functions of the mini paver.

The paver's operating data can be read off and set on the new colour display. Information relating to any warnings or error messages is shown in the display.

01 Traction drive
All the functions for driving the paver are brought together here. They include the traction main switch, the operating mode selector and the control knob for pave speed. For extended bends of a constant radius, the desired curve can be preselected on the right-hand side of the paver operator's console using the fine steering controls. The paver automatically follows the desired curve for as long as this function is activated.

02 Material handling and material hopper
For material handling, the controls for conveyor and augers are on the left-hand side. Those for operating the material hopper are on the right-hand side of the paver operator's console.

03 Screed
All the controls for the screed are combined in this function group. They include: adjusting screed height and width, Screed Assist, adjusting screed planing angle and switching on screed heating.

04 Display
The top menu level of the colour display contains all the key machine data including tank indicator, pave speed, engine speed and fine steering. Service and error messages are likewise displayed here.



VÖGELE > GOOD TO KNOW

Safe operation when working at night


The ErgoBasic paver operator's console features glare-free backlighting so that the paver operator can also operate the paver safely at night.



ERGOBASIC 5 SCREED OPERATOR'S CONSOLE

Simple, reliable handling of all screed functions is a key factor in high-quality asphalt paving, which is why the ErgoBasic screed remote control unit designed specifically for the operating system of the SUPER 800-5 P was improved further.

The keypad of the new ErgoBasic 5 screed remote control unit is logically arranged to suit the functional processes. Its rugged design enables it to withstand the harsh conditions encountered on job sites. The functions of the screed operator's console which are always required can be actuated using the waterproof buttons which have a tactile response.



Integrated grade and slope control

Just one operator's console for the Auto Grade Basic system for automated grade and slope control and all the main screed settings

Simpler handling

The flat design allows for easier stowage of the screed control panel

01 Settings for material handling: conveyor and augers

The speed of the augers can be adjusted quickly and easily at the touch of a button. In the same way, the conveyor can be briefly overridden in Automatic mode.

02 Screed settings

All the key settings for the screed can be made using the screed operator's console, so the screed can be raised or lowered, or the respective side of the screed extended or retracted.

03 Auto Grade Basic system for automated grade and slope control

Auto Grade Basic is operated entirely using the newly developed ErgoBasic 5 screed operator's console. The target and actual values for the grade and slope control sensor can be read off on the display of the operator's console.



VÖGELE > GOOD TO KNOW

There is a remote control unit for each side of the screed. The magnetic bracket attachment and connection by means of a coiled cable give the operator a large range of operation, so he can always operate the screed from the best possible position. This is particularly important on job sites with limited space.



AUTO GRADE BASIC SYSTEM

for Automated Grade and Slope Control

VÖGELE has also further developed the system for automated grade and slope control to suit theErgoBasic 5 operating concept for the Mini Class pavers. The new Auto Grade Basic system for automated grade and slope control is fully integrated in the machine control unit and thus perfectly compatible with the SUPER 800-5 P.

An outstanding feature of the Auto Grade Basic system for automated grade and slope control is its particularly simple and intuitive handling, meaning that even operators with little experience can easily learn to use it correctly. This is the basis for the mini pavers paving true to line and level on any roadbase. Auto Grade Basic is operated entirely using the newly developed ErgoBasic 5 screed operator's console.

It goes without saying that VÖGELE supplies a particularly varied and practical selection of sensors to allow versatile use of the Auto Grade Basic system for automated grade and slope control.

It is quick and easy to change sensors, as Auto Grade Basic automatically detects every sensor connected, thus making configuration easier for the user.



- 01** The LED indicators attached to the sensors, the so-called sighting crosses, provide continuous, clearly visible feedback to the screed operator to indicate whether actual values match target values.
- 02** A variety of sensor types is available for Auto Grade Basic to suit the variety of potential applications for the paver. The sensors range from mechanical to non-contacting sonic sensors.
- 03** Auto Grade Basic is operated entirely using the newly developed ErgoBasic 5 screed operator's console. Target and actual values, sensor sensitivity and referencing mode for the grade and slope control sensor can be read off on the display of the operator's console.



VÖGELE > GOOD TO KNOW

Sensors available

Slope sensor

The slope sensor allows the transverse profile to be determined exactly and then paved accurately. The measuring range is $\pm 10\%$.

Variable mechanical grade sensor


The variable mechanical grade sensor can be equipped with skis for referencing from the ground in 30 cm, 1 m and 2 m lengths.

Single-cell sonic sensor

The single-cell sonic sensor emits a sound cone. This allows it to copy references 1:1 without calculating an average. It can be used for referencing from the ground (Ground mode) or from a tensioned wire (Stringline mode).

Multi-cell sonic sensor

The multi-cell sonic sensor, with its four sensors, is highly versatile. By calculating an average, it can compensate for short irregularities in a reference.



ERGOBASIC 5 OPERATOR PLATFORM

Ergonomic, tidy and comfortable

An ergonomic workstation is of key importance in enabling a paver operator to concentrate properly for long periods of time, with the design of the operator's platform a crucial factor. The ErgoBasic 5 paver operator's platform is clearly arranged and meets stringent health and safety requirements.

Outstanding all-round visibility also increases safety. The operator can monitor everything from his workstation: material feed, material supply and head of mix. With its intelligent design, the ErgoBasic 5 system proves that innovative technology can be controlled ergonomically, efficiently, intuitively and conveniently.

01 Optimum visibility

- > The new hinging mechanism of the material hopper and the elevated paver operator's platform give the operator optimum visibility.
- > The automatically opening step gives the operator a sufficiently elevated operating position and thus a perfect view.

02 Individually adjustable paver operator's console

- > The ergonomic paver operator's console can be perfectly adapted to suit your requirements: simply operate the left-hand lever to adjust the angle of the console in three stages.
- > You can also adjust the console from side to side using the right-hand lever for an even more individual position.

03 A place for everything and everything in its place

- > The Storage Package with its tool holders and a luggage net for small parts ensures the screed stays tidy and safe.
- > Power supply for mobile terminal equipment.
- > Two drinks holders at the sides.
- > The paver operator's console can be protected by a shatterproof cover to protect it from vandalism.

04 Ideal protection for an even safer feeling when operating the paver

- > Extra handles on the ErgoBasic 5 operator's console and a much larger paver operator's platform with handrails make for an even safer feeling when operating the paver.

05 Also equipped for night-time working

- > The high-powered floodlight of the optional Light Package Plus gives the operator a perfect view of the paving operation, as well as greater safety in the dark.
- > The auger tunnel lighting and illumination of the tow point rams guarantee perfect visibility for paving operations.
- > The area around the operator's feet and the ascent to the paver operator's platform are likewise illuminated for the operator's safety.

06 Integrated ventilation system

- > An optional integrated extraction device diverts vapours and aerosols from the hot asphalt to reduce the operator's exposure to these substances.

POWERFUL DRIVE TECHNOLOGY

Three primary components form the drive unit of the SUPER 800-5 P: the generously dimensioned cooler assembly, a modern, liquid-cooled diesel engine and a splitter gearbox flanged directly to the engine.

The driving force in this power pack from VÖGELE is its high-performance diesel engine. The four-cylinder engine delivers 55.4 kW at 2,200 rpm, though fuel-saving ECO mode is sufficient for many applications. Even then, the paver still has a full 54 kW at its disposal. Moreover, the machine generates even less noise when running at just 1,800 rpm.

A large cooler assembly ensures that the power unit always delivers its full output. With innovative air routing and a variable-speed fan, temperatures are continuously maintained within the optimum range, significantly extending the service life of both the diesel engine and the hydraulic oil. A further advantage is that the machine can operate without difficulty in all climate regions worldwide.

All the hydraulic consumers are directly supplied with hydraulic oil via the splitter gearbox. Hydraulic pumps and valves are centrally located, making them perfectly accessible for servicing.

VÖGELE > GOOD TO KNOW

Exhaust emissions after-treatment and alternative fuels (HVO)

On engines of emissions Stage V, exhaust emissions after-treatment is performed by the diesel oxidation catalyst (DOC) and a diesel particulate filter (DPF). The SUPER 800-5 P has furthermore been approved for use with alternative fuels such as HVO*.



PRECISION ON TRACKS

Separate high-quality hydraulic drives are a key component of the VÖGELE drive concept. They make our pavers immensely efficient and economical.

- > Positive tracking when moving straight and accurate cornering are delivered by the separate drive and electronic control provided for each crawler track.
- > Powerful separate drives fitted into the sprockets of the crawler tracks enable engine output to be translated into pave speed with no loss of power.
- > The long crawler tracks have a large footprint to deliver maximum traction. This ensures a constant forward speed, even when operating on difficult terrain.



IDENTICAL SERVICE CONCEPT

The standardized service concept conceived for the VÖGELE pavers means that servicing is quick and uncomplicated. Large hinged panels provide convenient access to all service points on the machine.

All hydraulic pumps are located on the splitter gearbox and their clear arrangement and easy accessibility provide maximum ease of servicing. Wear-resistant components also guarantee a long service life.

The Service menu can be called up on the display of the paver operator's console - to interrogate the fault memory, for example. Detailed error messages are shown in the display in clear text. Faults no longer have to be diagnosed using a laptop or diagnostics device as before, making it easier to read out error messages and supporting troubleshooting. Time, language and system of measuring units are also set in the Service menu.



- 01 The new battery isolation switch allows the battery to be isolated from the paver in just one step.
- 02 The splitter gearbox is flanged directly to the diesel engine. It is easily accessible and the hydraulic consumers are clearly arranged. The filling level of the transmission oil is easy to check at a sight glass.
- 03 The SUPER 800-5 P has an enlarged and thus clear switch cabinet. When opened, the switch cabinet cover remains in the "up" position, simplifying access to the fuses and to the central electrical system.

AB 200 AND AB 220 EXTENDING SCREEDS

The AB 200 and AB 220 screeds were designed specifically for use with the SUPER 800-5 P. The extending screeds support the specific strengths of this Mini Class paver. On the one hand, they ensure maximum flexibility and on the other, they deliver the quality standards for which VÖGELE is renowned.

The AB 200 Extending Screed has a basic width of just 1.1 m and extends hydraulically up to 2 m. It is ideal for paving narrow paths and paving between rails or in milled strips. The AB 220 Extending Screed is available for rather larger projects. With a basic width of 1.2 m, it extends hydraulically to 2.2 m. If bolt-on extensions are mounted, the maximum width is as much as 3.5 m.

The system for pave width reduction allows pave width to be reduced infinitely to 0.5 m. Once fitted, this is conveniently effected from the paver operator’s stand without any need for conversion. The system for pave width reduction makes it child’s play to backfill trenches or pave asymmetrically along kerbs or walls, even when using joint tape.

Variable pave widths
from 1.1 to 2.2 m with the AB 220

Uniform screed heating
of screed plates and tamper for uniform surface courses

Alternating mode for screed heating
alternately powering each half of the screed heating system



AB 200

Pave widths

- > Infinitely variable range from 1.1 m to 2 m
- > Maximum pave width with bolt-on extensions: 3.2 m (2 x 60 cm)
- > Minimum pave width of 0.5 m with system for pave width reduction

Compacting systems

- > AB 200 V with vibrators
- > AB 200 TV with tamper and vibrators

AB 220

Pave widths


- > Infinitely variable range from 1.2 m to 2.2 m
- > Maximum pave width with bolt-on extensions: 3.5 m (2 x 65 cm)
- > Minimum pave width of 0.5 m with system for pave width reduction

Compacting systems

- > AB 220 V with vibrators
- > AB 220 TV with tamper and vibrators


AB 200

AB 200 TV with 60 cm bolt-on extensions



AB 220

AB 220 TV with 65 cm bolt-on extensions



WIRTGEN GROUP CUSTOMER SUPPORT

Service you can rely on.



You can have confidence in reliable, swift support from us during the entire life cycle of your machine. Our wide range of services is ready with the right solution to every challenge you face.

Service

We keep our service promise with swift, straightforward assistance - on the job site or at our professional workshops. Our service team is trained to a professional standard and dedicated tools ensure that repair, care and maintenance tasks are completed quickly. We can support you with customised service agreements on request.

> www.wirtgen-group.com/service



Spare Parts

WIRTGEN GROUP original parts and accessories assure the long-term reliability and availability of your machines. Our experts will also be pleased to advise you about optimised wear part solutions to suit your application. Our parts are available all over the world at all times and are easy to order.

> parts.wirtgen-group.com



Training

The WIRTGEN GROUP brands are specialists in their field with decades of experience in applications; our customers benefit from this expertise. In our WIRTGEN GROUP training courses, we are delighted to pass our knowledge on to you, customised to suit both operators and servicing staff.

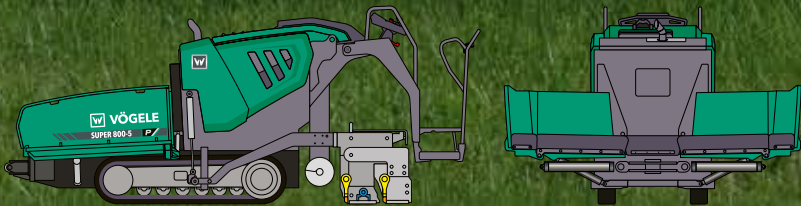
> www.wirtgen-group.com/training

TECHNICAL DATA AT A GLANCE

SUPER 800-5 P Tracked paver



TECHNICAL DATA



SUPER 800-5 P

- > Pave widths: 0.5-3.5 m
- > Maximum laydown rate 300 t/h
- > Layer thickness up to 20 cm
- > Clearance width 1.4 m



JOSEPH VÖGELE AG

Joseph-Vögele-Str. 1
67075 Ludwigshafen
Germany

T: +49 621 8105-0

F: +49 621 8105-461

M: marketing@voegele.info

 www.voegele.info



For more information, scan the QR code.