

VÖGELE

RANGE OF PRODUCTS

 **VÖGELE**
SUPER 2100-5 X



WHERE INNOVATION BEGINS

Technology from Ludwigshafen.

Joseph Vögele AG is a traditional family company and has been part of the WIRTGEN GROUP since 1996. Our philosophy, our innovative strength and our business strategy have made us world market leaders. Some 1,200 employees in the world's most modern road paver factory in Ludwigshafen work on ensuring that things stay that way in future. Our mission is to deliver top quality in all products and services – and to do so with the best possible team.

We have been supplying road construction machinery since 1929. Our product portfolio comprises the most innovative road pavers, screeds and material feeders in the world. We consciously pass on our knowledge and experience to young people because they are the drivers of our success.

VÖGELE PLANT IN LUDWIGSHAFEN

PERFECT IN ALL CLASSES

The right paver for every job.



LEADING EDGE

Premium edge with innovative technology



EXCEPTIONAL PERFORMANCE

Advanced features and performance



RUGGED AND RELIABLE

Proven capabilities and value



The paver sets the pace of any road construction project. The best roads in the world can only be constructed when this machine works smoothly, delivers high quality and is intuitive to operate. These are our objectives at VÖGELE. With a highly motivated team. With a corporate philosophy which puts everything second to our customers' success. And last but not least, with a huge product range of state-of-the-art pavers, screeds and material feeders. The range covers everything from Mini Class pavers to Highway Class machines and a pave width from 50 cm to 18 m.

VÖGELE also provides digital solutions for comprehensive process optimisation, simple job site documentation or paving temperature monitoring. As this diversity impressively demonstrates, we don't just manufacture products; we also provide solutions to give customers the edge and to promote their success in a tough competitive environment.

The X-Tier pavers of the "Dash 5" generation from VÖGELE also set the scene for future technical developments - with proven performance.

VÖGELE RANGE OF PRODUCTS

- **08 MINI CLASS**
 - > Pave width up to 3.5 m
 - > Laydown rate up to 300 t/h
- **12 COMPACT CLASS**
 - > Pave width up to 5 m
 - > Laydown rate up to 350 t/h
- **16 UNIVERSAL CLASS**
 - > Pave width up to 10 m
 - > Laydown rate up to 700 t/h
- **20 HIGHWAY CLASS**
 - > Pave width up to 18 m
 - > Maximum laydown rate 1,800 t/h
- **24 SPECIAL CLASS**
 - > SprayJet
 - > InLine Pave
- **28 POWERFEEDER**
 - > MT 3000-5 Standard
 - > MT 3000-5 Offset
- **34 EXTENDING SCREEDS**
 - > Pave width up to 9.75 m
- **36 FIXED-WIDTH SCREEDS**
 - > Pave width up to 18 m

MINI CLASS

Small and efficient.



OVERVIEW MINI CLASS

- MINI 500
- MINI 502
- MINI 500e
- MINI 502e
- SUPER 800-5 P

The Mini Class encompasses VÖGELE's small pavers, which are designed both for repair work and for the construction of cycle paths, footpaths and farm tracks, minor roads, car parks and sports grounds. They fill trenches, pave surfaces in halls or underground car parks and can be used in landscaping projects.



MINI 500	
Maximum pave width	0.25 m - 1.8 m
Maximum laydown rate	20 t/h
Layer thickness	up to 10 cm
Transport length (with footboard folded up)	2.59 m
Transport width	0.9 m
Exhaust emissions standards	European exhaust emissions standard EU Stage V

- > 2-cylinder diesel engine delivering 10.2 kW at 3,200 rpm
- > Material hopper with a capacity of 1.5 t
- > Compact dimensions and low weight for straightforward transport
- > Simple handling means it can be controlled by just one operator
- > Minimal inside turning circle of just 1 m



MINI 502	
Maximum pave width	0.25 m - 1.8 m
Maximum laydown rate	20 t/h
Layer thickness	up to 10 cm
Transport length (with footboard folded up)	2.66 m
Transport width	0.92 m
Exhaust emissions standards	European exhaust emissions standard EU Stage V

- > 2-cylinder diesel engine delivering 10.2 kW at 3,200 rpm
- > Two rear drive wheels and two front wheels for steering
- > Material hopper with a capacity of 1.5 t
- > Compact dimensions and low weight for straightforward transport
- > Simple handling means it can be controlled by just one operator
- > Precision paving, even on tight bends



SUPER 800-5 P	
Maximum pave width	3.5 m
Maximum laydown rate	300 t/h
Layer thickness	up to 20 cm
Transport length (with AB 200)	4.4 m
Transport width	1.33 m
Exhaust emissions standards	European exhaust emissions standard EU Stage V, ECE R96 (equivalent to EU stage 3a)

- > 4-cylinder diesel engine delivering 54 (55.4 kW)² at 2,200 rpm
- > Maximum pave speed: 30 m/min
- > ErgoBasic 5 operating system
- > Auto Grade Basic System for Automated Grade and Slope Control
- > Large material hopper with a capacity of 5.8 tonnes
- > AB 200 Extending Screed and AB 220 Extending Screed with vibrators and with tamper and vibrators (V, TV)
- > Flexible use thanks to a clearance width of 1.4 m
- > High precompaction through tamper and vibration



MINI 500e	
Battery type / Rated voltage	Lithium ions LFP / 48 V
Capacity	15 kWh / 21.5 kWh ¹
Pave widths	0.25 m to 1.80 m
Laydown rate max.	20 t/h
Layer thickness max.	up to 10 cm
Pave speed max.	up to 40 m/min
Transport width	0.9 m

- > Local emission-free, low-noise asphalt paving
- > Lithium-ion battery enables paving operation for up to two working days
- > Powerful electric drives efficiently convert the power of the lithium-ion battery, all components require extremely little energy
- > The rubber tracks ensure optimum traction on a loose roadbase
- > Simple handling means it can be controlled by just one operator



MINI 502e	
Battery type / Rated voltage	Lithium ions LFP / 48 V
Capacity	15 kWh / 21.5 kWh ¹
Pave widths	0.25 m to 1.80 m
Laydown rate max.	20 t/h
Layer thickness max.	up to 10 cm
Pave speed max.	up to 40 m/min
Transport width	0.92 m

- > Local emission-free, low-noise asphalt paving
- > Lithium-ion battery enables paving operation for up to two working days
- > Powerful electric drives efficiently convert the power of the lithium-ion battery, all components require extremely little energy
- > Precision paving, even on tight bends
- > Simple handling means it can be controlled by just one operator



¹ Long range Lithium-ion battery with a capacity of 21.5 kWh optionally available
² Output of the i machine for countries with European emissions standard Stage V and US standard EPA Tier 4f.

COMPACT CLASS


Compact and manœuvrable.



● OVERVIEW COMPACT CLASS

- SUPER 1000(i)
- SUPER 1003(i)
- SUPER 1300-3 G
- SUPER 1303-3 G
- SUPER 1300-3(i)
- SUPER 1303-3(i)


These are the hallmarks of Compact Class pavers. VÖGELE compact pavers are hence particularly suitable for small to mid-sized construction jobs with confined conditions, such as the construction or rehabilitation of combined foot and cycle paths, city streets, farm tracks and even small to medium-sized areas.



SUPER 1000(i)

Maximum pave width	3.9 m
Maximum laydown rate	270 t/h
Layer thickness	up to 15 cm
Transport length (with AB 340)	4.95 m
Transport width	1.85 m
Exhaust emissions standards	European exhaust emissions standard EU Stage V, ECE R96 (equivalent to EU stage 3a)

- > 4-cylinder diesel engine delivering 54 (55.4 kW)¹ at 2,000 rpm
- > Maximum pave speed: 18 m/min
- > ErgoBasic operating system
- > Niveltronic Basic System for Automated Grade and Slope Control
- > Large material hopper with a capacity of 10 tonnes
- > AB 340 Extending Screed in the V and TV versions
- > Broad range of applications from a pave width of 75 cm and upwards



SUPER 1003(i)

Maximum pave width	3.9 m
Maximum laydown rate	230 t/h
Layer thickness	up to 15 cm
Transport length (with AB 340)	4.95 m
Transport width	1.85 m
Exhaust emissions standards	European exhaust emissions standard EU Stage V, ECE R96 (equivalent to EU stage 3a)

- > 4-cylinder diesel engine delivering 54 (55.4 kW)¹ at 2,000 rpm
- > Maximum pave speed: 18 m/min
- > ErgoBasic operating system
- > Niveltronic Basic System for Automated Grade and Slope Control
- > Large material hopper with a capacity of 10 tonnes
- > AB 340 Extending Screed in the V and TV versions
- > Transport speed up to 20 km/h
- > Turning circle with Pivot Steer 3.8 m



SUPER 1300-3(i)

Maximum pave width	5 m
Maximum laydown rate	350 t/h
Layer thickness	up to 25 cm
Transport length (with AB 340)	4.95 m
Transport width	1.85 m
Exhaust emissions standards	European exhaust emissions standard EU Stage V, ECE R96 (equivalent to EU stage 3a)

- > 4-cylinder diesel engine² delivering 74.4 kW at 2,000 rpm
- > Maximum pave speed: 30 m/min
- > ErgoPlus 3 operating system
- > Niveltronic Plus System for Automated Grade and Slope Control
- > Large material hopper with a capacity of 10 tonnes
- > AB 340 Extending Screed in the V and TV versions
- > Broad range of applications from a pave width of 75 cm and upwards



SUPER 1303-3(i)

Maximum pave width	4.5 m
Maximum laydown rate	250 t/h
Layer thickness	up to 25 cm
Transport length (with AB 340)	4.95 m
Transport width	1.85 m
Exhaust emissions standards	European exhaust emissions standard EU Stage V, ECE R96 (equivalent to EU stage 3a)

- > 4-cylinder diesel engine² delivering 74.4 kW at 2,000 rpm
- > Maximum pave speed: 30 m/min
- > ErgoPlus 3 operating system
- > Niveltronic Plus System for Automated Grade and Slope Control
- > Large material hopper with a capacity of 10 tonnes
- > AB 340 Extending Screed in the V and TV versions
- > Transport speed up to 20 km/h
- > With front-wheel drive (6x4)
- > Turning circle with Pivot Steer 3.8 m



SUPER 1300-3 G

Maximum pave width	5 m
Maximum laydown rate	350 t/h
Layer thickness	up to 25 cm
Transport length (with AB 340)	4.95 m
Transport width	1.85 m
Exhaust emissions standards	MAR I, ECE R96 (equivalent to EU Level 3a)

- > 4-cylinder diesel engine² delivering 74 kW at 2,000 rpm
- > Maximum pave speed: 30 m/min
- > ErgoBasic operating system
- > Niveltronic Basic System for Automated Grade and Slope Control
- > Large material hopper with a capacity of 10 tonnes
- > AB 340 Extending Screed in the T, V and TV versions
- > Broad range of applications from a pave width of 75 cm and upwards



SUPER 1303-3 G

Maximum pave width	4.5 m
Maximum laydown rate	250 t/h
Layer thickness	up to 25 cm
Transport length (with AB 340)	4.95 m
Transport width	1.85 m
Exhaust emissions standards	MAR I, ECE R96 (equivalent to EU Level 3a)

- > 4-cylinder diesel engine² delivering 74 kW at 2,000 rpm
- > Maximum pave speed: 30 m/min
- > ErgoBasic operating system
- > Niveltronic Basic System for Automated Grade and Slope Control
- > Large material hopper with a capacity of 10 tonnes
- > AB 340 Extending Screed in the T, V and TV versions
- > Transport speed up to 20 km/h
- > Turning circle with Pivot Steer 3.8 m



¹ Output of the i machine for countries with European emissions standard Stage V and US standard EPA Tier 4f.

² Complies with European emission standard Stage 3a and US standard EPA Tier 3.

UNIVERSAL CLASS

Versatile and powerful.



● OVERVIEW UNIVERSAL CLASS

- SUPER 1400
- SUPER 1403
- SUPER 1600-3(i)
- SUPER 1603-3(i)
- SUPER 1700-3(i)
- SUPER 1703-3(i)
- SUPER 1800-5 X
- SUPER 1803-5 X
- SUPER 1900-3 G

The outstanding feature of the Universal Class pavers is their enormously wide range of applications. They can handle paving jobs on motorways just as comfortably as roundabouts, partly because they can be combined with VÖGELE’s high compaction technology.



SUPER 1400	
Maximum pave width	7.5 m¹
Maximum laydown rate	600 t/h
Layer thickness	up to 30 cm
Transport length (with AB 480)	5.69 m
Transport width	2.55 m
Exhaust emissions standards	ECE R96 (equivalent to EU stage 3a)

- > Universal Class paver with a wide range of applications and pave widths up to 7.5 m¹
- > Powerful and reliable thanks to the 110 kW¹ modern John Deere engine
- > Perfect paving quality due to perfect material management
- > Easy service concept, perfectly geared to the requirements of the workshop and service staff
- > Easy operation with the user-friendly and easy-to-grasp ErgoBasic operating concept
- > Can be combined with the AB 480 TV Extending Screed



SUPER 1403	
Maximum pave width	6 m
Maximum laydown rate	600 t/h
Layer thickness	up to 30 cm
Transport length (with AB 480)	6.04 m
Transport width	2.55 m
Exhaust emissions standards	ECE R96 (equivalent to EU stage 3a)

- > Universal Class paver with a wide range of applications and pave widths up to 6 m
- > Powerful and reliable thanks to the 110 kW¹ modern John Deere engine
- > Maximum power transmission thanks to separate, hydraulic drives provided for the rear wheels and for one set of front wheels
- > Traction Assist provided for the SUPER 1403, helps achieve perfect traction on any base
- > Easy operation with the ErgoBasic operating concept
- > Can be combined with the AB 480 TV Extending Screed



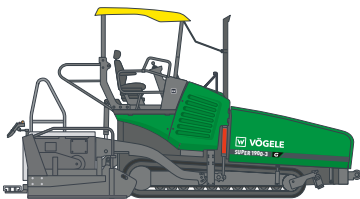
SUPER 1600-3(i)	
Maximum pave width	7.5 m¹
Maximum laydown rate	600 t/h
Layer thickness	up to 30 cm
Transport length (with AB 500)	5.69 m
Transport width	2.55 m
Exhaust emissions standards	European exhaust emissions standard EU Stage V, ECE R96 (equivalent to EU stage 3a)

- > 4-cylinder diesel engine delivering 115 kW at 2,000 rpm
- > Maximum pave speed: 24 m/min
- > ErgoPlus 3 operating system
- > Niveltronic Plus System for Automated Grade and Slope Control
- > Large material hopper with a capacity of 13 tonnes
- > AB 500 TV and AB 600 TV Extending Screeds



SUPER 1603-3(i)	
Maximum pave width	7 m¹
Maximum laydown rate	600 t/h
Layer thickness	up to 30 cm
Transport length (with AB 500)	6 m
Transport width	2.55 m
Exhaust emissions standards	European exhaust emissions standard EU Stage V, ECE R96 (equivalent to EU stage 3a)


- > 4-cylinder diesel engine delivering 115 kW at 2,000 rpm
- > Maximum pave speed: 18 m/min
- > ErgoPlus 3 operating system
- > Niveltronic Plus System for Automated Grade and Slope Control
- > Large material hopper with a capacity of 13 tonnes
- > AB 500 TV Extending Screed
- > Transport speed up to 20 km/h
- > Drive optionally 2 rear and 2 front wheels (6x4)
or 2 rear and 4 front wheels (6x6)
- > Turning circle with Pivot Steer 3.5 m



SUPER 1900-3 G	
Maximum pave width	10 m
Maximum laydown rate	1,000 t/h
Layer thickness	up to 30 cm
Transport length (with AB 500 TV)	6.71 m
Transport width	2.55 m
Exhaust emissions standards	MEP Stage III, ECE R96 (äquivalent EU Stufe 3a)

- > Tracked Universal Class paver with a large range of applications and pave widths up to 10 m
- > Powerful, economic drive concept with a modern diesel engine delivering 158 kW at 2,000 rpm
- > Even difficult terrain is no problem for the SUPER 1900-3 G thanks to its powerful crawler tracks and accurate steering
- > Especially large oscillating push-rollers ensure convenient and shock-free docking of feed vehicles even on bends
- > Extra long material hopper and chassis
- > AB 480 TV, AB 500 TV, AB 570 TV, AB 600 TV Extending Screeds
- > SB 300 HD TV Fixed-width Screed





SUPER 1700-3(i)

Maximum pave width	6.4 m
Maximum laydown rate	700 t/h
Layer thickness	up to 30 cm
Transport length (with AB 500)	5.6 m
Transport width	2.59 m
Exhaust emissions standards	European exhaust emissions standard EU Stage V, ECE R96 (equivalent to EU stage 3a)


- > 4-cylinder diesel engine delivering 129 kW at 2,000 rpm
- > Maximum pave speed: 76 m/min
- > ErgoPlus 3 operating system
- > Niveltronic Plus System for Automated Grade and Slope Control
- > Large material hopper with a capacity of 13 tonnes
- > VF 500 V and VR 500 V Extending Screeds



SUPER 1800-5 X

Maximum pave width	10 m
Maximum laydown rate	700 t/h
Layer thickness	up to 30 cm
Transport length (with AB 500 TV)	6.615 m
Transport width	2.55 m
Exhaust emissions standards	European exhaust emissions standard EU Stage V, ECE R96 (equivalent to EU stage 3a)

- > 4-cylinder diesel engine delivering 129 kW at 2,000 rpm
- > Maximum pave speed: 25 m/min
- > ErgoPlus 5 operating system
- > Auto Grade Plus System for Automated Grade and Slope Control and Grade Assist
- > Large material hopper with a capacity of 13 tonnes
- > AB 500 (TV, TP1, TP2, TP2 Plus), AB 600 (TV, TP1, TP2, TP2 Plus) Extending Screeds
- > SB 300 (TV, TP1, TP2), SB 300 HD TV Fixed-width Screeds



SUPER 1703-3(i)

Maximum pave width	6.4 m
Maximum laydown rate	700 t/h
Layer thickness	up to 30 cm
Transport length (with AB 500)	5.6 m
Transport width	2.59 m
Exhaust emissions standards	European exhaust emissions standard EU Stage V, ECE R96 (equivalent to EU stage 3a)

- > 4-cylinder diesel engine delivering 129 kW at 2,000 rpm
- > Maximum pave speed: 76 m/min
- > ErgoPlus 3 operating system
- > Niveltronic Plus System for Automated Grade and Slope Control
- > Large material hopper with a capacity of 13 tonnes
- > VF 500 V and VR 500 V Extending Screeds
- > Transport speed up to 20 km/h
- > Drive is 2 rear wheels and 2 front wheels (6x4) or as an option, 2 rear wheels and 4 front wheels (6x6)
- > Turning circle with Pivot Steer 3.5 m



SUPER 1803-5 X

Maximum pave width	8.25 m
Maximum laydown rate	700 t/h
Layer thickness	up to 30 cm
Transport length (with AB 600 TV)	6.06 m
Transport width	2.55 m
Exhaust emissions standards	European exhaust emissions standard EU Stage V, ECE R96 (equivalent to EU stage 3a)

- > 4-cylinder diesel engine delivering 129 kW at 2,000 rpm
- > Maximum pave speed: 18 m/min
- > ErgoPlus 5 operating system
- > Auto Grade Plus System for Automated Grade and Slope Control and Grade Assist
- > Large material hopper with a capacity of 13 tonnes
- > AB 500 (TV, TP1) and AB 600 TV Extending Screeds
- > Transport speed up to 19 km/h
- > Drive optionally 2 rear and 2 front wheels (6x4) or 2 rear and 4 front wheels (6x6)
- > Turning circle with Pivot Steer 4.2 m

HIGHWAY CLASS

Far and wide.



● OVERVIEW HIGHWAY CLASS


- SUPER 1900-5 X
- SUPER 2000-3(i)
- SUPER 2003-3(i)
- SUPER 2100-5 X
- SUPER 3000-3(i)

VÖGELE pavers of the Highway Class are perfectly at home on motorways and handling other demanding large-scale projects. Immense pave widths and laydown rates, the possibility of using high compaction technology and plenty of power are all part of the package with these pavers.

Up to 18 m
Pave width

Up to 1,800 t/h
Laydown rate

Up to 50 cm
Layer thickness



SUPER 1900-5 X	
Maximum pave width	11.5 m
Maximum laydown rate	900 t/h
Layer thickness	up to 40 cm (SB 300)
Transport length (with AB 500 TV)	6.68 m
Transport width	2.55 m
Exhaust emissions standards	European exhaust emissions standard EU Stage V, ECE R96 (equivalent to EU stage 3a)

- > 6-cylinder diesel engine delivering 149 kW at 2,000 rpm
- > Maximum pave speed: 25 m/min
- > ErgoPlus 5 operating system
- > Auto Grade Plus System for Automated Grade and Slope Control and Grade Assist
- > Large material hopper with a capacity of 14 tonnes
- > AB 500 (TV, TP1, TP2, TP2 Plus), AB 600 (TV, TP1, TP2, TP2 Plus) Extending Screeds
- > SB 300 (TV, TP1, TP2), SB 300 HD TV Fixed-width Screeds




SUPER 2000-3(i)	
Maximum pave width	8.6 m
Maximum laydown rate	1,400 t/h
Layer thickness	up to 30 cm
Transport length (with VF 600 V)	6.5 m
Transport width	3 m
Exhaust emissions standards	European exhaust emissions standard EU Stage V, ECE R96 (equivalent to EU stage 3a)

- > 6-cylinder diesel engine delivering 186 kW at 2,000 rpm
- > Maximum pave speed: 76 m/min
- > ErgoPlus 3 operating system
- > Niveltronic Plus System for Automated Grade and Slope Control
- > Large material hopper with a capacity of 15 tonnes
- > VF 600 V, VR 600 V and AB 600 TV Extending Screeds



SUPER 2003-3(i)	
Maximum pave width	7.75 m
Maximum laydown rate	1,400 t/h
Layer thickness	up to 30 cm
Transport length (with VF 600 V)	6.5 m
Transport width	3 m
Exhaust emissions standards	European exhaust emissions standard EU Stage V, ECE R96 (equivalent to EU stage 3a)

- > 6-cylinder diesel engine delivering 186 kW at 2,000 rpm
- > Maximum pave speed: 76 m/min
- > ErgoPlus 3 operating system
- > Niveltronic Plus System for Automated Grade and Slope Control
- > Large material hopper with a capacity of 15 tonnes
- > VF 600 V, VR 600 V and AB 600 TV Extending Screeds



SUPER 2100-5 X	
Maximum pave width	14 m
Maximum laydown rate	1,100 t/h
Layer thickness	up to 40 cm (SB 300)
Transport length (with AB 500 TV)	6.72 m
Transport width	2.55 m
Exhaust emissions standards	European exhaust emissions standard EU Stage V, ECE R96 (equivalent to EU stage 3a)

- > 6-cylinder diesel engine delivering 187 kW at 2,000 rpm
- > Maximum pave speed: 25 m/min
- > ErgoPlus 5 operating system
- > Auto Grade Plus System for Automated Grade and Slope Control and Grade Assist
- > Large material hopper with a capacity of 14 tonnes
- > AB 500 (TV, TP1, TP2, TP2 Plus), AB 600 (TV, TP1, TP2, TP2 Plus) Extending Screeds
- > SB 300 (TV, TP1, TP2), SB 300 HD TV, SB 350 (TV, TP1, TP2) Fixed-width Screeds



SUPER 3000-3(i)	
Maximum pave width	18 m
Maximum laydown rate	1,800 t/h
Layer thickness	up to 50 cm (SB 300/300 HD/350)
Transport length (with AB 600 TV)	7.44 m
Transport width	3 m
Exhaust emissions standards	European exhaust emissions standard EU Stage V, ECE R96 (equivalent to EU stage 3a)

- > 6-cylinder diesel engine delivering 354 kW at 1,800 rpm
- > Maximum pave speed: 25 m/min
- > ErgoPlus 3 operating system
- > Niveltronic Plus System for Automated Grade and Slope Control
- > Large material hopper with a capacity of 18.5 tonnes
- > AB 600 Extending Screenshot in the TV, TP1, TP2 and TP2 Plus versions
- > SB 300 (TV, TP1, TP2), SB 300 HD TV, SB 350 (TV, TP1, TP2) Fixed-width Screeds



SPECIAL CLASS

That special something.



- OVERVIEW SPECIAL CLASS


- SUPER 1800-3(i) SPRAYJET

- SUPER 2100-3i IP

The Special Class comprises machines for specific applications, such as a spray paver for paving thin overlay “hot on hot” or InLine Pave machine technology for the construction of compact asphalt pavements.

SUPER 1800-3(i) SprayJet
Spray paver for paving thin layers

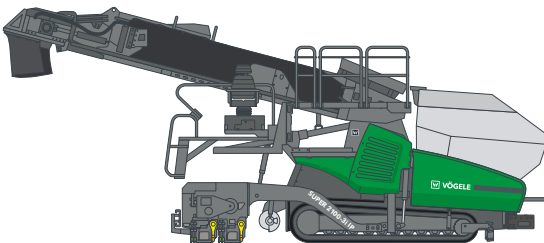
SUPER 2100-3i IP
For paving “hot on hot”



SUPER 1800-3(i) SprayJet

Maximum width of spread	6 m
Rate of spread	0.3 to 1.6 kg/m² *
Maximum laydown rate	700 t/h
Transport width	2.55 m
Maximum paving speed	24 m/min
Exhaust emissions standards	European exhaust emissions standard EU Stage V, ECE R96 (equivalent to EU stage 3a)

- > Spray paver unique in the world for paving thin layers and conventional surface and binder courses
- > Emulsion sprayed in a clean, controlled process at a rate of 0.3 to 1.6 kg/m²*
- > ErgoPlus 3 operating concept for paver and spray module
- > Automatic functions simplify preparation of the spray module, the spraying process and care of the spray module
- > 4-cylinder diesel engine delivering 129 kW at 2,000 rpm¹
- > Material hopper with a capacity of 13 tonnes
- > AB 500 (TV, TP1), AB 600 (TV, TP1) Extending Screeds



SUPER 2100-3i IP binder course paver for InLine Pave

Maximum pave width	8.5 m
Maximum laydown rate	1,100 t/h *
Layer thickness	up to 30 cm
Transport width	2.55 m
Maximum paving speed	25 m/min
Exhaust emissions standards	European exhaust emissions standard EU Stage V

- > Machine for “hot on hot” paving of compact asphalt pavements
- > AB 600 TP2 Plus High Compaction Screenshot supports extremely high degrees of compaction
- > The surface course paver can travel over the highly compacted binder course without leaving tracks
- > ErgoPlus 3 operating concept with two paver operator’s platforms for the best possible overview and simple operation
- > 6-cylinder diesel engine delivering 186 kW at 2,000 rpm
- > Extra material hopper with a capacity of 20 t
- > AB 600 TP2 Plus Extending Screenshot



¹ depending on exhaust emission standard
* dependent on type of mix

POWERFEEDER

The ultimate power for large-scale job sites.



- OVERVIEW POWERFEEDER

- MT 3000-5 STANDARD

- MT 3000-5 OFFSET



A feeder is essential to the economical achievement of consistently high-quality results, especially on large-scale job sites. With the MT 3000-5 Standard PowerFeeder and the MT 3000-5 Offset PowerFeeder, VÖGELE offer cutting-edge technology that sets standards in modern road construction – both in terms of quality and economic efficiency.

MT 3000-5 Standard

The ultramodern conveying concept reliably allows even large mix trucks to be unloaded rapidly

MT 3000-5 Offset

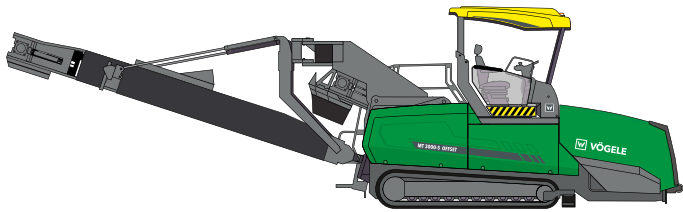
The pivoting and inclining conveyor facilitates a wide range of applications



MT 3000-5 STANDARD

Maximum conveying capacity	1,200 t/h *
Receiving hopper	15 t
Feed height	600 mm (bottom of receiving hopper)
Transport width	3 m
Maximum operation speed	25 m/min
Exhaust emissions standards	European exhaust emissions standard EU Stage V, ECE R96 (equivalent to EU stage 3a)

- > Ultramodern material handling concept for rapid unloading of mix trucks
- > The diesel heating system reliably keeps the mix at temperature
- > ErgoPlus 5 operating concept ensures that the machine is simple and safe to operate
- > Sophisticated maintenance and service concept facilitates good access to all the relevant points
- > Effective assistance systems make work easier for the operator



MT 3000-5 OFFSET

Maximum conveying capacity	1,200 t/h *
Receiving hopper	15 t
Feed height	600 mm (bottom of receiving hopper)
Transport width	3 m
Maximum operation speed	25 m/min
Exhaust emissions standards	European exhaust emissions standard EU Stage V, ECE R96 (equivalent to EU stage 3a)

- > Ultramodern material handling concept for rapid unloading of mix trucks
- > The pivoting and inclining conveyor facilitates a wide range of applications
- > The diesel heating system reliably keeps the mix at temperature
- > ErgoPlus 5 operating concept ensures that the machine is simple and safe to operate
- > Sophisticated maintenance and service concept facilitates good access to all the relevant points
- > Effective assistance systems make work easier for the operator



* dependent on type of mix

VÖGELE SCREEDS

Extending Screeds and Fixed-width Screeds.



Up to 18 m

Pave width

Up to 50 cm

Layer thickness

- | EXTENDING SCREEDS | FIXED-WIDTH SCREEDS |
|-------------------|---------------------|
| • AB 135 | • SB 300 |
| • AB 200 | • SB 300 HD |
| • AB 220 | • SB 350 |
| • AB 340 | |
| • AB 480 | |
| • AB 500 | |
| • AB 570 | |
| • AB 600 | |
| • VF 500 | |
| • VF 600 | |
| • VR 500 | |
| • VR 600 | |

VÖGELE extending screeds are particularly adaptable, making them ideal for paving in varying widths and on winding roads. They cover a huge range of applications, handling pave widths from 0.5 m to 9.75 m. Depending on the type of paver used, they can be equipped with various compaction systems. The range of compaction equipment extends from the simplest screed version with vibrators (V) to the most powerful high compaction screeds with tamper (T) and two pressure bars (P2).

Fixed-width screeds from VÖGELE deliver absolutely high quality results which are perfectly even. They allow road surfaces to be paved without joints in widths up to 18 m. The SB 300 and SB 350 Fixed-Width Screeds can be configured with a tamper and vibrators (TV) as well as with a tamper and one or two pressure bars (TP1 and TP2). The SB 300 HD is designed specifically for paving non-bituminous mixes when paving sub-bases.



AB 135	
Basic width	0.8 m
Infinitely variable range	1.35 m
Maximum pave width	1.8 m
Compacting system	V

- > Layer thickness: up to 10 cm
- > Available widths: 35 cm, 60 cm
- > Screed plates heated by a gas heater with 3 burners and electronic ignition
- > Mechanical crown adjustment from -2% to +4%
- > Variable system for pave width reduction from 0.25 m to 0.8 m available



AB 200	
Basic width	1.1 m
Infinitely variable range	2 m
Maximum pave width	3.2 m ¹
Compacting systems	V TV

- > Layer thickness: up to 20 cm¹
- > Available widths: 35 cm, 60 cm
- > Screed plates and tamper bars heated by electric heating rods
- > Mechanical crown adjustment from -2% to +4%
- > Variable system for pave width reduction from 0.5 m to 1.2 m available



AB 220	
Basic width	1.2 m
Infinitely variable range	2.2 m
Maximum pave width	3.5 m ¹
Compacting systems	V TV

- > Layer thickness: up to 20 cm¹
- > Available widths: 25 cm, 50 cm, 65 cm
- > Screed plates and tamper bars heated by electric heating rods
- > Mechanical crown adjustment from -2% to +4%
- > Variable system for pave width reduction from 0.5 m to 1.2 m available



AB 340	
Basic width	1.8 m
Infinitely variable range	3.4 m
Maximum pave width	5 m ¹
Compacting systems	V TV

- > Layer thickness: up to 25 cm¹
- > Available widths: 25 cm, 40 cm, 55 cm, 80 cm
- > Mechanical/optional hydraulic crown adjustment from -2% to +4%
- > M, W or parabolic profiles can be created
- > Screed plates and tamper bars heated by electric heating rods
- > Variable system for pave width reduction from 0.5 m to 1.2 m available



¹ Depending on paver type



AB 500	
Basic width	2.55 m
Infinitely variable range	5 m
Maximum pave width	8.5 m ¹
Compacting systems	TV TP1 TP2 TP2 Plus

- > Layer thickness: up to 30 cm¹
- > Available widths: 25 cm, 75 cm, 125 cm
- > Mechanical crown adjustment from -2,5 % to + 5 %
- > M, W or parabolic profiles can be created
- > Screed plates, tamper bars and pressure bars heated by electric heating rods
- > Adjustable tamper stroke:
 - > TP1, TP2: 2, 4 and 7 mm
 - > TP2 Plus: 2, 4 and 9 mm



AB 480	
Basic width	2.55 m
Infinitely variable range	4.8 m
Maximum pave width	6.3 m ¹
Compacting system	TV

- > Layer thickness: up to 30 cm¹
- > Available widths: 25 cm, 75 cm
- > Mechanical crown adjustment from -2% to +4%
- > M, W or parabolic profiles can be created
- > Screed plates and tamper bars heated by electric heating rods

¹ Depending on paver type



AB 600	
Basic width	3 m
Infinitely variable range	6 m
Maximum pave width	9.5 m ¹
Compacting systems	TV TP1 TP2 TP2 Plus

- > Layer thickness: up to 30 cm¹
- > Available widths: 25 cm, 75 cm, 125 cm
- > Mechanical crown adjustment from -2,5 % to + 5 %
- > M, W or parabolic profiles can be created
- > Screed plates, tamper bars and pressure bars heated by electric heating rods
- > Adjustable tamper stroke:
 - > TP1, TP2: 2, 4 and 7 mm
 - > TP2 Plus: 2, 4 and 9 mm



AB 570	
Basic width	3 m
Infinitely variable range	5.7 m
Maximum pave width	8.7 m ¹
Compacting system	TV

- > Layer thickness: up to 30 cm¹
- > Available widths: 25 cm, 75 cm
- > Mechanical crown adjustment from -2% to +4%
- > M, W or parabolic profiles can be created
- > Screed plates and tamper bars heated by electric heating rods



AB 500	
Basic width	2.55 m
Infinitely variable range	5 m
Maximum pave width	8.75 m ¹
Compacting systems	TV TP1 TP2 TP2 Plus

- > Layer thickness: up to 30 cm¹
- > Available widths: 37.5 cm, 75 cm, 125 cm
- > Mechanical crown adjustment from -2,5 % to + 5 %
- > M, W or parabolic profiles can be created
- > Screed plates, tamper bars and pressure bars heated by electric heating rods
- > Tamper stroke:
 - > Standard: 4 mm
 - > Hydraulically adjustable: 2 and 4 mm or 4 and 8 mm



AB 600	
Basic width	3 m
Infinitely variable range	6 m
Maximum pave width	9.75 m ¹
Compacting systems	TV TP1 TP2 TP2 Plus

- > Layer thickness: up to 30 cm¹
- > Available widths: 37.5 cm, 75 cm, 125 cm
- > Mechanical crown adjustment from -2,5 % to + 5 %
- > M, W or parabolic profiles can be created
- > Screed plates, tamper bars and pressure bars heated by electric heating rods
- > Tamper stroke:
 - > Standard: 4 mm
 - > Hydraulically adjustable: 2 and 4 mm or 4 and 8 mm





VF 500	
Basic width	2.45 m
Infinitely variable range	4.75 m
Maximum pave width	5.95 m ¹
Compacting systems	V

- > Layer thickness: up to 30 cm¹
- > Available widths: 30 cm, 60 cm
- > Mechanical crown adjustment from -2,5 % to + 5 %
- > M, W or parabolic profiles can be created
- > Screed plates heated by electric heating rods



VF 600	
Basic width	3.05 m
Infinitely variable range	5.95 m
Maximum pave width	7.75 m ¹
Compacting systems	V

- > Layer thickness: up to 30 cm¹
- > Available widths: 30 cm, 75 cm
- > Mechanical crown adjustment from -2,5 % to + 5 %
- > M, W or parabolic profiles can be created
- > Screed plates heated by electric heating rods




VR 500	
Basic width	2.55 m
Infinitely variable range	4.9 m
Maximum pave width	6.4 m ¹
Compacting systems	V

- > Layer thickness: up to 30 cm¹
- > Available widths: 30 cm, 60 cm, 75 cm
- > Mechanical crown adjustment from -2,5 % to + 5 %
- > M, W or parabolic profiles can be created
- > Screed plates heated by electric heating rods



VR 600	
Basic width	3.05 m
Infinitely variable range	6 m
Maximum pave width	8.6 m ¹
Compacting systems	V

- > Layer thickness: up to 30 cm¹
- > Available widths: 30 cm, 75 cm
- > Mechanical crown adjustment from -2,5 % to + 5 %
- > M, W or parabolic profiles can be created
- > Screed plates heated by electric heating rods



¹ Depending on paver type



SB 300	
Basic width	3 m
Bolt-on extensions (hydraulic)	125 cm
Maximum pave width	16 m ¹
Compacting systems	TV TP1 TP2

- > Layer thickness: up to 50 cm¹
- > Available widths: 25 cm, 50 cm, 100 cm, 150 cm
- > Bolt-on extensions (hydraulic): 125 cm
- > Mechanical crown adjustment from -2 % to + 3 %
- > Screed plates, tamper bars and pressure bars heated by electric heating rods
- > Adjustable tamper stroke:
 - > Mechanical: 2, 4 and 7 mm
 - > Hydraulic: 4 and 8 mm



SB 300 HD	
Basic width	3 m
Bolt-on extensions (hydraulic)	-
Maximum pave width	12 m ¹
Compacting systems	TV Plus

- > Layer thickness: up to 50 cm¹
- > Available widths: 25 cm, 50 cm, 100 cm, 150 cm
- > Mechanical crown adjustment from -2 % to + 3 %
- > Adjustable tamper stroke: 2, 4 and 7 mm
- > With special Plus tamper for greater precompaction
- > For paving very thick crushed-stone bases and anti-freeze layers



SB 350	
Basic width	3.5 m
Bolt-on extensions (hydraulic)	1.25 m
Maximum pave width	18 m
Compacting systems	TV TP1 TP2

- > Layer thickness: up to 50 cm¹
- > Available widths: 25 cm, 50 cm, 100 cm, 150 cm
- > Bolt-on extensions (hydraulic): 125 cm
- > Mechanical crown adjustment from -2 % to + 3 %
- > Screed plates, tamper bars and pressure bars heated by electric heating rods
- > Adjustable tamper stroke:
 - > Mechanical: 2, 4 and 7 mm
 - > Hydraulic: 4 and 8 mm

¹ Depending on paver type

WIRTGEN GROUP CUSTOMER SUPPORT

Service you can rely on.

You can have confidence in reliable, swift support from us during the entire life cycle of your machine. Our wide range of services is ready with the right solution to every challenge you face.



Service

We keep our service promise with swift, straightforward assistance - on the job site or at our professional workshops. Our service team is trained to a professional standard and dedicated tools ensure that repair, care and maintenance tasks are completed quickly. We can support you with customised service agreements on request.
> www.wirtgen-group.com/service



Spare Parts

WIRTGEN GROUP original parts and accessories assure the long-term reliability and availability of your machines. Our experts will also be pleased to advise you about optimised wear part solutions to suit your application. Our parts are available all over the world at all times and are easy to order.
> parts.wirtgen-group.com



Training

The WIRTGEN GROUP brands are specialists in their field with decades of experience in applications; our customers benefit from this expertise. In our WIRTGEN GROUP training courses, we are delighted to pass our knowledge on to you, customised to suit both operators and servicing staff.
> www.wirtgen-group.com/training



Telematics solutions

Construction machines with leading technology and perfected telematics solutions work hand-in-hand in the WIRTGEN GROUP. The Operations Center* - the digital platform for process, machine and service optimisation - enables you to not only simplify maintenance planning for your machines, but also to increase your productivity and cost-effectiveness.
> www.wirtgen-group.com/telematics

* The John Deere Operations Center™ (formerly WITOS) is currently not available in all countries. Please consult your responsible subsidiary or dealer if you have any questions.



JOSEPH VÖGELE AG

Joseph-Vögele-Str. 1
67075 Ludwigshafen
Germany

T: +49 621 8105-0

F: +49 621 8105-461

M: marketing@voegele.info

 www.voegele.info



For more information scan the code.