

Asphalt Pavers

MINI 500 / MINI 502



PERFECT IN ALL CLASSES

The right paver for every job

VÖGELE's seamless product range is considered unique in the industry. Whether a service road or a motorway, an airfield or a race track, a new construction or a rehabilitation job, thick or thin, hot or cold – customers will find that our range of pavers includes the right machine for every paving task.

VÖGELE PRODUCT RANGE



MINI CLASS

- > Pave width up to 3.5 m
- > Laydown rate up to 300 t/h



COMPACT CLASS

- > Pave width up to 5 m
- > Laydown rate up to 350 t/h



UNIVERSAL CLASS

- > Pave width up to 10 m
- > Laydown rate up to 700 t/h



HIGHWAY CLASS

- > Pave width up to 18 m
- > Laydown rate up to 1,800 t/h



SPECIAL CLASS

- > SprayJet
- > InLine Pave



POWERFEEDER

- > MT 3000-3(i) Standard
- > MT 3000-3(i) Offset

SUMMARY OF HIGHLIGHTS

Perfectly equipped

DRIVE

01 Perfect drive technology

- > Water-cooled 2-cylinder diesel engine with an output of 10.2 kW ensures adequate drive.
- > Powerful hydrostatic drives apply diesel engine output efficiently.
- > Meets current EU Stage V and EPA Tier 4 exhaust emissions standards.

OPERATION

02 Operating system

- > Just one operator is able to monitor both paver and screed, as well as control paving.
- > The standing driving position with user-friendly, easily accessible controls ensures that even unqualified staff find the machine easy to control.

MATERIAL MANAGEMENT

03 Transfer of material

- > Large material hopper with wide, funnel-shaped opening is convenient for either a wheeled or a compact loader to feed with material.
- > Two separate motor-driven control augers spread the material across the whole screed width based on sensor input.

04 Material transport

- > A conveyor made of wear-resistant steel and two augers which can be controlled independently ensure a consistent head of material in front of the screed.
- > The quantity of material can also be controlled using flow gates.

TRANSPORT

05 Low weight

- > Its low weight and compact transport dimensions make it easy and economical to transport.

PAVING

06 Range of paving applications

- > Large range of pave widths from 0.25 to 1.8 m covers a variety of paving jobs.

07 Replaces manual labour

- > Mini pavers allow even the smallest areas to be paved by machine.

UNDERCARRIAGE

08 MINI 500

- > The rubber tracks ensure optimum traction on a loose roadbase.
- > Their extraordinary manoeuvrability enables tracked pavers to operate in an incredibly tight space.

09 MINI 502

- > The machine is equipped with two rear drive wheels, whilst the two front wheels for steering are mounted on floating bearings.
- > The wheeled undercarriage performs particularly well when paving tight bends.





01



02



03



04



05



06

01 Material hopper with a capacity of up to 1.2 tonnes and a large hopper opening for optimum feeding with material.
02 Ideal for paving asphalt on narrow paths.
03 Compact dimensions and low weight, together with hinged hopper sides and operator platforms, make the machine easy to transport.

04 Simple handling means machine can be controlled by just one operator.
05 Pave width can be reduced to as little as 25 cm using the system for pave width reduction.
06 The screed can be extended to a maximum pave width of 1.8 m using bolt-on extensions.

MINI 500 / MINI 502

Compact design for a real revolution

The MINI 500 and MINI 502 compact pavers were designed for mechanical paving of the smallest asphalt areas - such as sealing trenches for supply lines or constructing narrow paths.

Our MINI pavers can get places where it used to be impossible to use conventional machines. They are small, manoeuvrable and lightweight, and they give the machine operator a good overview. Standing on the operator's platform immediately behind the screed, he controls the machine and can keep an eye on everything from there. As a result, it is often possible to manage with just one extra person to feed the mini paver with bitumen from the side.

These compact dimensions are also a big advantage when transporting the machine. The small dimensions and low weight mean that both wheeled and tracked pavers are easy for a wheel loader to lift and load onto an ordinary vehicle trailer.



CUSTOMIZED WORK IN THE TINIEST SPACES

Their compact dimensions and variable pave width make the MINI 500 and MINI 502 pavers suitable for small construction projects. These include building cycle paths and footpaths, paving between rail tracks and repair work in small inner-city areas which are often cramped.

With an outer track gauge of less than 0.8 m, MINI pavers are outstandingly suitable for paving between rail tracks or in milled tracks. Even narrow entrances or gates do not represent any sort of obstruction to MINI pavers - they can even manage

narrow passageways. As both the wheeled and the tracked paver have a very small turning circle, they are extremely easy to manoeuvre in even the tightest spaces.



- 01** MINI pavers are outstandingly suitable for paving asphalt between tracks or in milled tracks.
- 02** MINI pavers are the first choice wherever space is at a premium.

Their compact transport dimensions of maximum (LxWxH) 2.7 m x 0.9 m x 1.5 m, together with their low weight of less than 1.5 tonnes, make MINI pavers cheap and easy to transport.



PERFECT DRIVE TECHNOLOGY

Drive technology matched perfectly to the paving applications in question makes our wheeled and tracked MINI pavers powerful partners for the tightest spaces.

A water-cooled, two-cylinder diesel engine with an output of just 10.2 kW is enough to drive all the hydraulic units reliably. The economical engine can be operated all day long on just one 16-litre tank of fuel. Engine speed can be manually adapted to suit the output required, allowing the engine to be used flexibly depending on requirements.

ECO mode (8 kW at 2,500 rpm) is adequate in many paving situations and reduces fuel consumption and noise emissions still further. Two powerful geared motors on the advance drives convert drive output to pave speed without losses. A steering wheel with an electronic potentiometer supports power steering to make manoeuvring even easier.

Water-cooled diesel engine
with electric start delivers 10.2 kW at 3,200 rpm

Wheels or crawler tracks -
MINI pavers are the first choice wherever space is at a premium



MINI 500 Tracked Paver

The VÖGELE MINI 500 Tracked Paver stands for compact dimensions and simple handling. The undercarriage with its rubber tracks ensures significant contact with the ground, delivering optimum traction even on a loose sub-base and facilitating manoeuvres in the tiniest of spaces.

MINI 500 Tracked Paver

- > Rubber-bonded steel tracks with ground contact of 1,100 x 180 mm each
- > The rubber tracks ensure optimum traction on a loose sub-base.
- > Their extraordinary manoeuvrability enables the tracked pavers to operate in an incredibly tight space.



MINI 502 Wheeled Paver

- > Machine on four wheels
 - > Two rear drive wheels
 - > Two front wheels for steering
- > The four wheels, two drive wheels at the rear and two wheels mounted on bogies at the front for steering, give the paver a high degree of stability when paving and repositioning.
- > The wheeled undercarriage performs particularly well when paving tight bends.



LARGE HOPPER FOR EASY MATERIAL FEED

The material hopper is fed from the side by a wheel loader or a compact loader. The material hopper has a capacity of up to 1.2 t material, with the powerful conveyor made of wear-resistant steel transporting the material to the augers. The two augers are driven by just one hydraulic motor, but can be actuated separately by a patented system, allowing

the head of material in front of the screed to be perfectly controlled across the whole pave width.

Mechanical flow gates allow the quantity of material to be adapted easily to suit the paving situation, a particular advantage in asymmetrical paving.

Material hopper has a capacity of 1.2 t
and hinged sides for straightforward transport

Optimum head of material
ensured by a sensor-controlled flow of material in front of the screed



- 01** Material hopper with a capacity of 1.2 tonnes
- 02** Hinged hopper sides for easy, clean feeding with material
- 03** Adjustable flow gates regulate the supply of material from the conveyor

VÖGELE > GOOD TO KNOW

Flow of Material
Two hydraulic augers spread the flow of material across the whole pave width. The flow of material is monitored and controlled by a sensor in front of the augers. The flow of material from the conveyor can also be regulated in three stages by two flow gates, making asymmetrical paving, in particular, easier.



SIMPLE OPERATING CONCEPT

Everything at a glance: The entire paving process is simple and convenient to control and monitor from the central operator's console. The functions are clear, practical and logically arranged.

One person is often enough for operation. The functions of the switches are indicated by clear symbols in a language-neutral approach. As the symbols are identical to the ErgoBasic operating concept, it is particularly simple for experienced operators of VÖGELE machines to make the switch. But even inexperienced operators will soon find their way around the clearly-arranged operator's console. There are also two remote control units for the screed to cope with larger pave widths.

- 01 The symbols on the operator's console were consistently adopted from the ErgoPlus operator's consoles and harmonised with the functions of the MINI pavers.
- 02 The paver operator's console can be protected from vandalism using a shatterproof cover.
- 03 Screed width can also be controlled by separate screed operator's consoles.



ADAPTED GRADE AND SLOPE CONTROL



Even on narrow paths, the aim is for the greatest possible evenness. VÖGELE provides an easy-to-operate System for Automated Grade and Slope Control for the MINI 500 and the MINI 502. The scope of functions matches the

range of applications for MINI pavers and is characterised by particularly straightforward and intuitive handling. LED indicators on both the sensor and on the remote controls continuously display whether set and actual values match.



AB 135 V EXTENDING SCREED

MINI pavers are equipped with the AB 135 V Extending Screed which can be extended hydraulically from 0.8 m to 1.35 m. A maximum pave width of 1.8 m can be achieved using two mechanical bolt-on extensions.

The screed is heated with liquid gas. The burners are ignited electronically to guarantee maximum safety. Vibrator compaction is effected by a hydraulically-driven eccentric shaft.



AB 135 V

Range of pave widths


- > Can be extended infinitely from 0.8 m to 1.35 m
- > Maximum pave width with bolt-on extensions: 1.8 m
- > Minimum pave width with pave width reduction system is 0.25 m

Compacting system

- > with vibrators

Screed heating

- > with liquid gas



REDUCING THE WIDTH OF THE SCREED

> Once fitted, the pave width reduction system allows pave width to be reduced infinitely from 0.8 m to 0.25 m. This can be effected very conveniently from the operator's platform by adjusting screed width - no need to modify any equipment.

> The pave width reduction system makes it child's play to seal drainage ditches or to pave asymmetrically along a fixed edge.



YOUR WIRTGEN GROUP CUSTOMER SUPPORT

Service you can rely on.

You can have confidence in reliable, swift support from us during the entire life cycle of your machine. Our wide range of services is ready with the right solution to every challenge you face.



Service

We keep our service promise with swift, straightforward assistance - on the job site or at our professional workshops. Our service team is trained to a professional standard and dedicated tools ensure that repair, care and maintenance tasks are completed quickly. We can support you with customised service agreements on request.

> www.wirtgen-group.com/service



Spare Parts

WIRTGEN GROUP original parts and accessories assure the long-term reliability and availability of your machines. Our experts will also be pleased to advise you about optimised wear part solutions to suit your application. Our parts are available all over the world at all times and are easy to order.

> parts.wirtgen-group.com



Training

The WIRTGEN GROUP brands are specialists in their field with decades of experience in applications; our customers benefit from this expertise.

In our WIRTGEN GROUP training courses, we are delighted to to pass our knowledge on to you, customised to suit both operators and servicing staff.


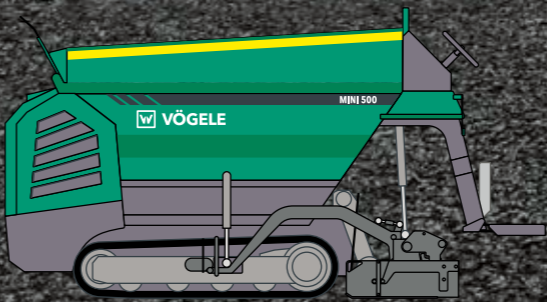
> www.wirtgen-group.com/training

TECHNICAL DATA AT A GLANCE

Asphalt Pavers MINI 500 / MINI 502




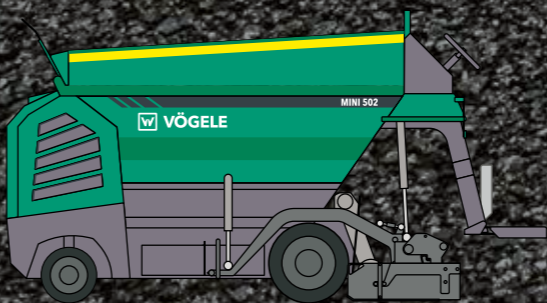
TECHNICAL DATA



MINI 500

- > Pave widths: 0.25 m – 1.8 m
- > Maximum laydown rate: 20 t/h
- > Layer thickness up to 10 cm
- > Transport width: 0.9 m

TECHNISCHE DATEN



MINI 502

- > Pave widths: 0.25 m – 1.8 m
- > Maximum laydown rate: 20 t/h
- > Layer thickness up to 10 cm
- > Transport width: 0.92 m



JOSEPH VÖGELE AG

Joseph-Vögele-Str. 1
67075 Ludwigshafen
Germany

T: +49 621 8105-0

F: +49 621 8105-461

M: marketing@voegele.info

 www.voegele.info



For more information, scan the QR code.