

High Economy and Performance in Any Application

COLD MILLING MACHINE W 200 XP



HIGH ECONOMY AND PERFORMANCE IN ANY APPLICATION

Two-meter front loader in tried-and-tested design for efficient milling operations.

The cold milling machine impresses with high milling performance and professional supplementary equipment.

High daily production rates can be achieved thanks to an exceptionally simple and reliable operating concept.

Optimized weight and advanced machine technology ensure high flexibility in operation.

The cold milling machine is exceptionally cost-effective thanks to low diesel consumption and tool use.



WIRTGEN COLD MILLING MACHINES



SMALL MILLING MACHINES

- > Milling width to 1,300 mm
- > Milling depth to 300 mm

COMPACT MILLING MACHINES

- > Milling width to 1,900 mm
- > Milling width to 330 mm

LARGE MILLING MACHINES

- > Milling width to 4,400 mm
- > Milling width to 350 mm

OVERVIEW OF HIGHLIGHTS

Perfectly Equipped

HIGHLIGHTS IN OPERATION

01 Ease of Operation

- > Clearly structured controls including control screen of robust design
- > Ergonomically designed multifunctional joystick
- > Canopy for increased operator comfort
- > Ideal arrangement of working lights for perfect visibility during night operations

02 Maximum Precision Guaranteed by LEVEL PRO PLUS

- > Maximum precision for a high degree of evenness
- > Simple, intuitive handling
- > Fully integrated into the machine management system
- > Large choice of sensors
- > New hydraulic cylinders at the side plates with integrated displacement sensors

03 Ease of Maintenance

- > Readily accessible points of servicing
- > Extended service intervals for increased cost-efficiency
- > Simple, user-friendly machine diagnostics visualized on display screen
- > Convenient access including "Welcome" and "Go home" lights feature



HIGHLIGHTS IN DRIVING AND STEERING

04 Reduced Diesel Consumption for Increased Efficiency

- > State-of-the-art engine technology for low Diesel consumption
- > Automatic engine speed management
- > Clear visualization of Diesel consumption on display screen
- > Fan speed governed by engine load

05 Excellent Manoeuvrability and Mobility on Site

- > ISC electronic traction control
- > Track speed governed by steering angle
- > Quick-steering feature for high maneuverability in operation
- > Steering angle sensors integrated in hydraulic cylinders



HIGHLIGHTS IN MILLING AND LOADING

06 Heavy-Duty Milling Drum

- > Ejectors suitable for multiple use
- > Durable cutting tools
- > Extremely hard-wearing **HT22** quick-change toolholder system

07 Milling Drum Unit Featuring State-of-the-Art Cutting Technology

- > Heavy-duty scraper with highly durable carbide blades
- > Right-hand side plate lift of 450 mm
- > Drum turning device for cutting tool replacement
- > Milling drum housing manufactured from highly wear-resistant steel

08 Wide, Fast Loading Conveyor for Maximum Loading Capacity

- > Conveyor capacity matches increased milling performance
- > Continuously adjustable belt speed including automatic switching feature
- > Extremely wide conveyor slewing angles of 60° to the left and right
- > Hydraulically folding discharge conveyor

HIGHLIGHTS IN PERFORMANCE AND PRODUCTIVITY

09 Effective Milling Performance

- > Exceptionally efficient weight-to-performance ratio
- > Selectable milling drum speeds
- > New machine management system for maximum, efficient machine utilization
- > Automated feature initiating the milling process allows quick lowering of drum into the milling cut

10 Significant Reduction of Tool Cost

- > New "Delta18" milling drum technology for low cutting tool wear
- > Injection of water into the milling drum unit is governed by milling output
- > Optimized tool arrangement on the milling drum edge rings for reduced tool wear

HIGHLIGHTS IN OPERATION

01 Multifunctional Joystick

Ergonomically designed multifunctional joystick with driving, steering, selecting operating mode, raising machine and switching off conveyor features.

02 Clearly Arranged Controls

The robust, easy-to-handle controls are arranged in a clear pattern and in line with application requirements. The weatherproof control screen provides clear information on all relevant data and operational parameters.

03 Fully Integrated Leveling System

Full integration of the **LEVEL PRO PLUS** leveling system into the machine management system provides for a high degree of automation.

04 Intuitive Leveling


The new **LEVEL PRO PLUS** leveling system offers intuitive, easy operation.

05 High-Precision Leveling System

The new **LEVEL PRO PLUS** leveling system achieves unprecedented evenness values.

06 Hydraulic Cylinders Integrated in Side Plates

The reference line is scanned by high-precision displacement sensors integrated in the hydraulic side plate cylinders and then displayed on the high-resolution **LEVEL PRO PLUS** control screen.



Always Makes the Grade
LEVEL PRO PLUS

Maximum Machine Control
Intuitive operating concept



HIGHLIGHTS IN OPERATION

Job Data

Pertinent job details are provided automatically to allow the visualization of daily performance rates.

“Welcome” and “Go Home” Lights Feature

The access ladder and operator’s platform are fully illuminated when approaching or walking away from the machine.

Large Choice of Sensors

State-of-the-art CAN-bus leveling technology including sensors suitable for versatile use.

Canopy

The canopy features telescoping side panels on the left and right to allow maximum weather protection in all working situations.

Readily Accessible Points of Maintenance

All points of maintenance and inspection have been grouped together in a few locations and offer ready access to enable quick and easy completion of the maintenance procedures.

Detailed Machine Diagnostics

Numerous options to perform machine diagnostics via the display screen enable thorough testing of the different machine functions.

Extended Servicing Intervals

Extended servicing intervals minimize costs. The next servicing date is displayed on the control screen.

Perfect Visibility

Numerous intelligently arranged working lights – optionally in LED design – provide perfect visibility during night operations.

Control display and **LEVEL PRO PLUS** leveling system.



Performance under Control

Job data

Precisely Maintain the Milling Depth

Various sensors



HIGHLIGHTS IN DRIVING AND STEERING



01 ISC Traction Control

The intelligent electronic traction control system prevents the slip of individual track units in case of insufficient grip, thus ensuring maximum traction at all times.

02 Steering Angle Sensors

A damage-proof, wear-resistant, maintenance-free system of displacement sensors integrated in the hydraulic cylinders detects the steering angle of the individual track units.



Clearly structured control panel with language-neutral labelling.

03 Easy Pad System

The WIRTGEN Easy Pad System (EPS) enables track pads to be replaced quickly and cost-efficiently.

04 Quick-Steering Feature

An exceptionally quick steering system at the front and rear track units enables tremendous manoeuvrability on site.

05 Advance Speed Governed by Steering Angle

Electronic adjustment of the track speed during cornering ensures maximum traction and low track pad wear.

Readout of Diesel Consumption

The machine's current Diesel consumption can be viewed quickly and reliably on the display screen.

Fan Speed Governed by Engine Load

Continuous adjustment of the fan speed to the engine load results in a further significant reduction of Diesel consumption.

Fuel-Efficient Engine

Automatic idling in case of low engine performance requirements.

Efficient Engine Speed Management

The engine speed is governed in accordance with the activated features, thus minimizing Diesel consumption regardless of the job to be completed.

Switch for Transport Mode

The cold milling machine can be driven out of the milling cut quickly by manually activating a separate switch on the driving lever.

HIGHLIGHTS IN MILLING AND LOADING

Standard Milling Drum LA18



The highly effective WIRTGEN milling drums deliver excellent milling performance.



Durable Cutting Tools

The machine is delivered fitted with exceptionally durable point-attack cutting tools.

Heavy-Duty Scraper with Highly Durable Carbide Blades

Full-carbide scraper blades to maximize pick-up of the milled material.

Ejectors Suitable for Multiple Use

Ejectors on the milling drum suitable for double-sided use and optimized for the intended application.

Milling Drum Turning Device

The hydraulically operated milling drum turning device enables quick, convenient cutting tool replacement.

Heavy-Duty Milling Drum Housing

The milling drum housing has been manufactured from highly wear-resistant steel plates for an extended lifespan.



01 Heavy-Duty HT22 Quick-Change Toolholder System

The HT22 quick-change toolholder system has been designed for tough operating conditions and is synonymous with durability, perfect tool rotation and easy tool replacement.

02 Right-Hand Side Plate Lift of 450 mm

Featuring a lift of up to 450 mm, the right-hand side plate enables flush-to-kerb milling even along exceptionally high concrete kerbstones.

03 Extremely Wide Slewing Angle

Conveyor slewing angles of 60° to either side optimize loading of the granulated material even when working at traffic intersections or in restricted space conditions.

04 Adjustable Conveyor Belt Speed

The belt speed can be adjusted in line with requirements: from slow, low-wear operation to maximum loading capacity at high conveying speed.

05 Hydraulically Folding Discharge Conveyor

Conveniently folding discharge conveyor to optimize machine transport length.

06 Exceedingly High Conveyor Capacity

Paired with an increase in conveyor speed, the extra-wide loading conveyor offers tremendous conveying power to load even oversize trucks.

HIGHLIGHTS IN PERFORMANCE AND PRODUCTIVITY

Optimized Cutting Tool Arrangement

The new, specially designed edge rings are equipped with fewer cutting tools while at the same time producing even more accurate milling edges.

Initiating the Milling Process Quickly and Automatically

Lowering the milling drum into and raising it out of the milling cut quickly and in accordance with the engine load ensures maximum productivity in each single cut.

State-of-the-Art Machine Management System


The cold milling machine features an automated machine management system which has been optimized for high economic efficiency in a wide range of different applications.

Easy Water Refilling

The water tank is refilled quickly and easily during the milling operation via the water filling port arranged at the rear of the machine.

Load-Controlled Water Spray System


The amount of water required to cool the cutting tools and minimize tool wear is injected automatically in accordance with the engine load.



The W 200 XP offers increased milling performance.

Powerful, Cost-Efficient, and Environmentally Compatible

Three different milling drum speeds



- 01 New "Delta18" Milling Drum Technology**
the newly developed, optimized arrangement of cutting tools results in a significant increase in milling power while simultaneously reducing cutting tool wear.
- 02 Three Selectable Milling Drum Speeds**
Three selectable milling drum speeds ensure optimum milling performance across a wide range of applications.
- 03 Exceptionally Efficient Weight-to-Performance Ratio**
Reduced machine weight for ease of transport combined with high engine performance.

Two-meter front loader in tried-and-tested design for efficient milling operations. The cold milling machine impresses with high milling performance and professional supplementary equipment. High daily production rates can be achieved thanks to an exceptionally simple and reliable operating concept.



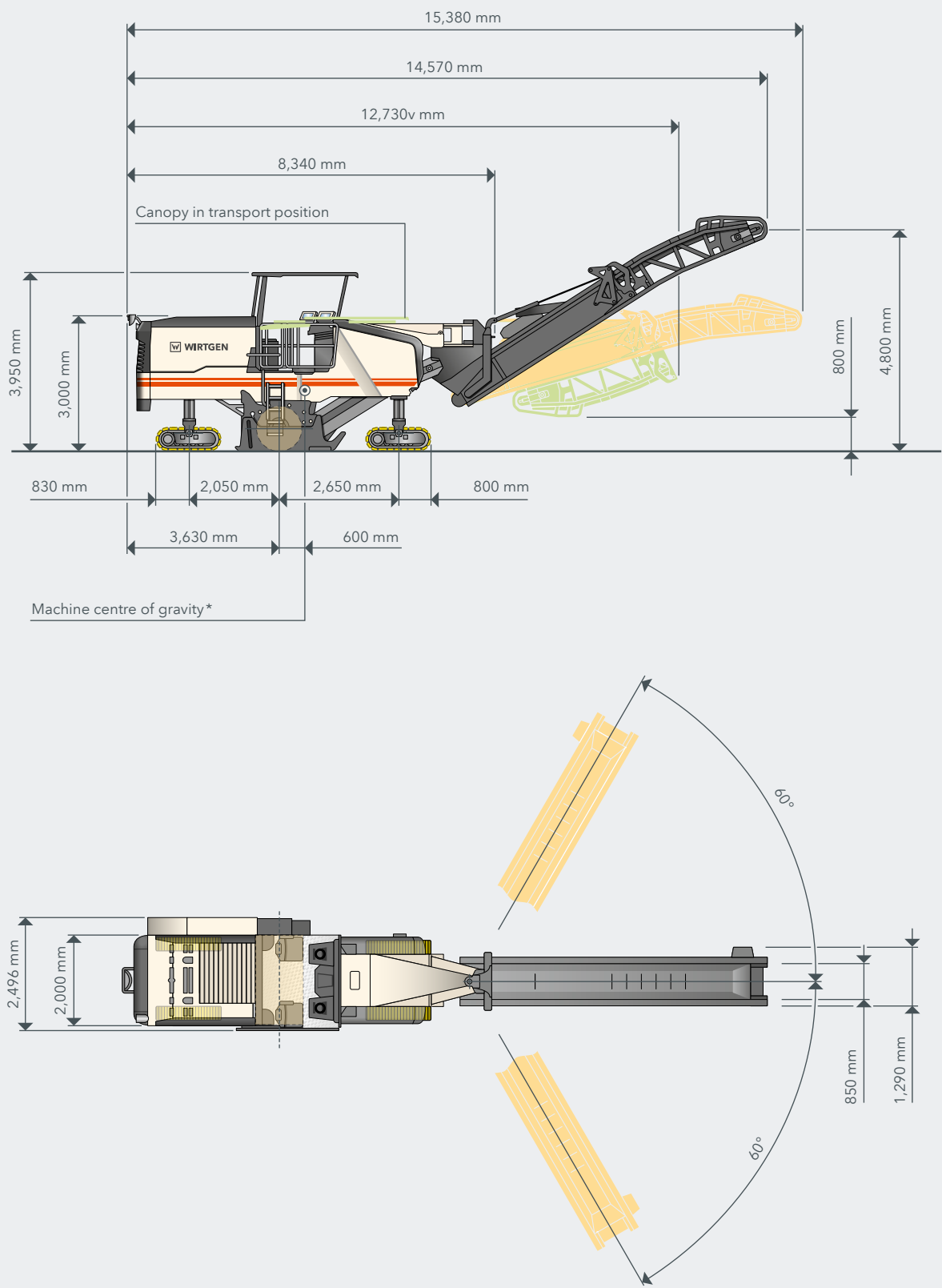
TECHNICAL SPECIFICATIONS	
Milling Drum	
Milling width	2,000 mm
Milling depth ¹⁾	0 to 330 mm
Cutting diameter	1,020 mm
Engine	
Manufacturer	CUMMINS
Type	QSX15
Cooling	Water
Number of cylinders	6
Rated power at 2,100 rpm	447 kW / 599 hp / 608 PS
Maximum power at 1,800 rpm	455 kW / 610 hp / 619 PS
Displacement	15 l
Fuel consumption at rated power at mix of job site operations	119 l/h 47 l/h
Emissions standard	EU Stage 3a / US Tier 3, CN Stage 3
Electrical System	
Power supply	24 V
Tank Capacities	
Fuel tank	1,160 l
Hydraulic oil	200 l
Water	3,280 l
Driving Performance	
Max. travel and milling speed	0 to 85 m/min (5 km/h)
Crawler units	
Crawler units, front and rear (L x W x H)	1,630 x 260 x 590 mm
Loading of Milled Material	
Belt width of primary conveyor	850 mm
Belt width of discharge conveyor	850 mm
Theoretical capacity of discharge conveyor	375 m³/h

TECHNICAL SPECIFICATIONS		W 200 XP
Weight of Basic Machine		
Net weight of machine excluding tank contents		26,810 kg
Operating weight, CE ²⁾		29,160 kg
Maximum operating weight (full tanks, full range of equipment)		32,120 kg
Weight of Tank Contents		
Water		3,280 kg
Fuel (0.83 kg/l)		960 kg
Additional Weight		
Operator and Tools		
> Machine operator		75 kg
> 5 pick containers		125 kg
> Vehicle tool kit		30 kg
Optional Milling Drums Instead of Standard		
> Milling drum FB2000 HT22 PLUS LA8 with 274 picks		680 kg
> Milling drum FB2000 HT5 LA6X2 with 672 picks		980 kg
> Milling drum FB2000 HT22 PLUS LA25 with 124 picks		-320 kg

¹⁾ The maximum milling depth may deviate from the value indicated due to tolerances and wear.

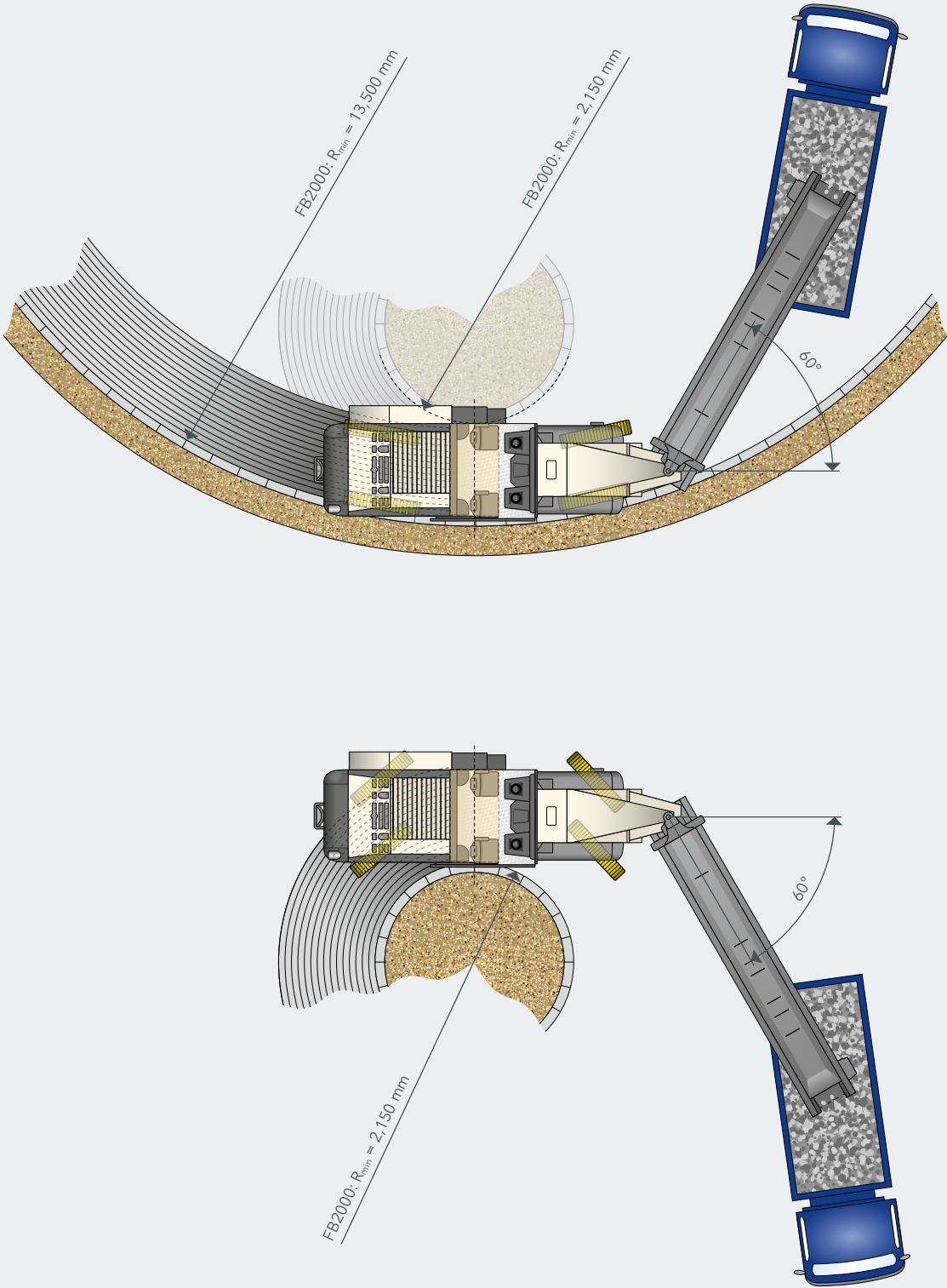
²⁾ Machine weight, half-full tanks, vehicle tool kits, machine operator, excluding optional equipment

SIDE VIEW / TOP VIEW W 200 XP



*Based on operating weight, CE with conveyor folded out

MILLING RADIUS W 200 XP, MILLING DEPTH 150 MM



STANDARD EQUIPMENT W 200 XP

Basic Machine

- > Base machine with engine
- > Machine chassis with double-sided wasp waist
- > Hydraulically opening, soundproof engine cowling
- > Air compressor system
- > Battery-operated hydraulic unit for engine cowling / weather canopy
- > Cooling system with temperature-controlled fan speed

Milling Drum Unit

- > Three milling drum rotation speeds with electric on/off function 104 r.p.m. - 116 r.p.m. - 129 r.p.m.
- > Hydraulic material depressor with conveyor lifting function
- > Hydraulically adjustable and movable scraper blade with hydraulic locking system
- > Hydraulically lifting side plate, right clearance 450 mm and left clearance 330 mm
- > Water sprinkling strip in the milling drum unit
- > Milling drum housing FB2000

Milling Drums

- > Milling drum FB2000 **HT22 PLUS** LA18 with 146 picks

Loading of the Milled Material

- > Conveyor system with manually or automatically adjustable conveying speed
- > Water spray system in the primary conveyor
- > Discharge conveyor swing angle: 60 degrees left - 60 degrees right
- > Discharge conveyor, 8,140 mm long, 850 mm wide, with hydraulic folding device

Machine Control and Leveling System

- > Multi-function control display showing important machine operating conditions
- > Comprehensive machine diagnostics displayed on the control screen
- > Milling power control with automatic on/off function
- > Two exterior panels for operating functions by ground crew
- > **LEVEL PRO PLUS** leveling system right and left

Operator's Platform

- > Fully anti-vibration mounted operator's platform
- > Convenient control panel with practical switches
- > Convenient access to the operator's platform, left and right
- > Lockable control panel covers
- > Two mirrors front, one mirror middle and one mirror in rear area of the machine
- > **Weather canopy with electro-hydraulic fold-down feature**

Track Unit and Height Adjustment

- > ISC - intelligent track speed control including hydraulic four-track drive
- > Freely selectable steering functions for the four-track steering
- > Extremely wear-resistant, two-piece EPS polyurethane track pads

STANDARD EQUIPMENT W 200 XP

Miscellaneous

> Storage compartment between the rear track units for 4 pick container	■
> Lighting system including 10 halogen work lights on the sides of the machine, located near the milling drum unit, on the bonnet and ladder area.	■
> "Welcome-and-Go-Home-Light" feature including LED lighting in the area of the operator's platform and access	■
> Large tool kit in lockable tool box	■
> A total of six EMERGENCY STOP switches in appropriate positions on the machine	■
> High-pressure water system with automatic on/off function, 18 bar, 67 l/min	■
> Standard LED lighting system with 13,000 lumens	■
> Lockable storage space for 4 pick containers	*
> Powerful high-pressure water cleaner, 150 bar, 15 l/min	*
> Pneumatic hammer with pick extractor / inserter	*
> Water tank filling from rear of machine	■

OPTIONAL EQUIPMENT W 200 XP

Milling Drums

> Milling drum FB2000 HT22 PLUS LA8 with 272 picks	□
> Milling drum FB2000 HT5 LA6X2 with 672 picks	□
> Milling drum FB2000 HT22 PLUS LA25 with 126 picks	□

Loading of the Milled Material

> VCS extraction system	□
-------------------------	---

Machine Control and Leveling System

> Additional control panel LEVEL PRO PLUS	□
> Multiplex pre-fitting comprising 6 sensor sockets	□
> 3-way multiplex system, right, including 2 ultrasonic sensors	□
> 3-way multiplex system, right and left, including 4 ultrasonic sensors	□
> RAPID SLOPE cross-slope sensor for LEVEL PRO ACTIVE leveling system	□

Operator's Platform

> Additional storage compartment on the operator's platform with seating	□
--	---

Miscellaneous

> Hydraulically operated filling pump for water refilling	□
> Additional weight 1,700 kg	□
> Hydraulic milling drum rotation device	□
> Two folding seats for pick change	□
> Monitor system with two cameras	□

- = Standard equipment
 * = Additional equipment in standard delivery
 ■ = Standard equipment, can be replaced with optional equipment if desired
 □ = Optional equipment

**WIRTGEN GmbH**

Reinhard-Wirtgen-Str. 2
53578 Windhagen
Germany

P: +49 2645 131-0
F: +49 2645 131-392
M: info@wirtgen.com

 www.wirtgen.de



For further information, please scan the code.