

Tracked Paver

SUPER 1400



PERFECT IN ALL CLASSES

The right paver for every job

VÖGELE's seamless product range is considered unique in the industry. Whether a service road or a motorway, an airfield or a race track, a new construction or a rehabilitation job, thick or thin, hot or cold – customers will find the right machine in our paver range for every paving task.



VÖGELE PRODUCT RANGE

MINI CLASS

- > Maximum pave width 3.5 m
- > Maximum laydown rate 300 t/h

COMPACT CLASS

- > Maximum pave width 5 m
- > Maximum laydown rate 350 t/h

UNIVERSAL CLASS

- > Maximum pave width 10 m
- > Maximum laydown rate 1000 t/h

HIGHWAY CLASS

- > Maximum pave width 18 m
- > Maximum laydown rate 1800 t/h

SPECIAL CLASS

- > SprayJet
- > InLine Pave

POWERFEEDER

- > MT 3000-3(i) Standard
- > MT 3000-3(i) Offset

HIGHLIGHTS

Perfectly equipped



DRIVE

- 01 Drive concept**
- > Powerful and reliable thanks to the 99.7 kW diesel engine.

MATERIAL MANAGEMENT

- 02 Optimal mix feed**
- > Large material hopper with a capacity of 13 tonnes ensures optimum feeding with mix.

OPERATION

- 03 ErgoBasic operating system**
- > Easy operation with the innovative and intuitive ErgoBasic operating system.

QUALITY

- 04 Niveltronic Basic - the System for Automated Grade and Slope Control**
- > User-friendly operation and monitoring of all Niveltronic Basic functions.
 - > Wide range of sensors for flexible use in all spheres of application.

VERSATILITY

- 05 Wide range of applications**
- > Tracked Universal Class paver with a wide range of applications and pave widths up to 7.3 m.
- 06 Screed**
- > Can be combined AB 480 Extending Screed in the TV version.

READY FOR TOMORROW'S INFRASTRUCTURE: SUPER 1400

The new SUPER 1400 points the way toward the future of road construction.

The machine's chassis and material handling systems are unrivalled in terms of robustness, as are the innovative high-tech components inside the paver. The design of the paver pursues a single target: boosting quality and safety at work in road construction.

A powerful and efficient 4-cylinder diesel engine rated at 99.7 kW is installed in the SUPER 1400. Supported by a highly effective cooling system, the power unit delivers its full output reliably even in extreme tropical environments.

The ergonomic, practice-oriented ErgoBasic operating system provides for an excellent overview of the machine and ease of operation.

The paver also comes with a high-performance hydraulic system. The hydraulics provide an accurate drive for the material handling systems, thus ensuring an optimal head of mix in front of the screed at all times. Combined with the cutting-edge AB 480 Extending Screed, the SUPER 1400 is capable of building high-quality pavements in varying widths between 2.55 and 4.8 m, and even achieves a maximum pave width of 7.3 m through the addition of bolt-on extensions.



MODERN DRIVE TECHNOLOGY

Efficiency, performance and low consumption

Three main components define the power unit of a SUPER 1400: its modern, liquid-cooled diesel engine, a large cooler assembly and a splitter gearbox flanged directly to the engine.

The driving force behind this VÖGELE power pack is a powerful diesel engine. The liquid-cooled four-cylinder engine is rated 99.7 kW at 2,000 rpm.

A large cooler assembly ensures that the power unit always delivers its full output. With innovative air routing and a variable-speed fan, temperatures are continuously maintained within the optimum range. This makes a significant contribution to the long service life of both diesel engine and hydraulic oil.

All hydraulic consumers are directly supplied with hydraulic oil via the splitter gearbox. Hydraulic pumps and valves are centrally located, making them perfectly accessible for servicing.

A powerful, air-cooled three-phase AC generator ensures rapid, uniform heating of the screed.

The 220-litre fuel tank is amply dimensioned, so that there is no need to refuel, even when the machine is operated for long periods.

- 99.7 kW**
diesel engine output
- 220 litres**
capacity fuel tank
- Three-phase AC Generator**
for rapid heating of the screed



- = Charge air
- = Coolant
- = Hydraulic oil cooler

The large cooler assembly is made up of three parts. It ensures that engine coolant, charge air and hydraulic oil are maintained at the optimum temperature.

EFFICIENT TRANSMISSION OF ENGINE POWER

Even difficult terrain is no problem for the SUPER 1400 thanks to its powerful crawler tracks and accurate steering. In terms of traction, too, the VÖGELE drive concept leaves nothing to be desired.

- > Thanks to powerful separate drives fitted into the sprockets for crawler tracks, engine output is translated into pave speed with no loss of power.
- > Long crawler tracks with large ground contact deliver maximum tractive effort, allowing the paver to advance well at a constant speed even when operating on difficult terrain.
- > Positive tracking when moving straight and accurate turning of radii due to the separate drive and electronic control provided for each crawler track.

Powerful separate drives
fitted into the sprockets

Positive tracking when moving straight-ahead
thanks to electronic control for each crawler track



PERFECT MATERIAL MANAGEMENT FOR PERFECT PAVING QUALITY

A continuous flow of mix is key to ensuring uninterrupted and high-quality paving. That is why we attach such importance to professional material management when designing our pavers.

The SUPER 1400 comes with a high-performance hydraulic system. The hydraulics provide an accurate drive for the material handling systems, thus ensuring an optimal head of mix in front of the screed at all times.

The large and sturdy material hopper holds 13 t. Thanks to the low and wide hopper sides, feeding the paver with mix is a fast and easy process.

Especially wide oscillating push-rollers ensure convenient and shock-free docking of feed vehicles, even on bends.



Large material hopper
with a capacity of 13 tonnes

Deep and wide hopper sides
for especially straightforward material feed

Oscillating push-rollers
for convenient and shock-free docking



01 Proportional control and continuous monitoring of augers guarantee a constant head of mix in front of the screed in line with current requirements.


Thanks to the perfect spreading of mix, the SUPER 1400 provides for an optimal head of material in front of the screed in every paving situation. Powerful, separate hydraulic drives for conveyors and augers are installed, achieving high laydown rates up to 600 t/h.

The large diameter of the auger blades (400 mm) ensures an excellent spreading of mix, even when paving in large widths.

VÖGELE > GOOD TO KNOW

Adjustable auger height

The height of the auger complete with bearing boxes and limiting plates for the auger tunnel can be adjusted by up to 15 cm across the full pave width. This optimizes the head of mix in front of the screed, even when paving thin layers or when layer thickness varies.



EQUIPPED FOR TOUGH ROADBASE WORK


The road pavers made by VÖGELE have been designed for tough road construction operations. All components responsible for moving the material are built from high-quality wear-resistant steel and have been manufactured with precision. This makes the SUPER 1400 a sturdy and reliable partner which can meet all challenges in road construction.

When using the machine primarily for placing Wet Mix Macadam (WMM), a special WMM kit is available.

- > All wearing parts are made of high-quality wear-resistant material and manufactured with precision.
- > The WMM kit for placing Wet Mix Macadam provides for an optimum material flow and effectively counteracts the wear caused by this coarse, abrasive material.

Wear-resistant rubber conveyor
onto which the feeder bars are bolted

Retrofitting the paver
with the WMM kit is possible at any time



ERGOBASIC OPERATING CONCEPT

Ergonomic, simple and intuitive

The ErgoBasic operating concept was developed on the basis of the tried and tested ErgoPlus operating system, but it focuses on the key functions.

The aim was to develop an operating system that is just as quick, precise and intuitive to operate as the ErgoPlus 3 system for the "Dash 3" machines. This makes VÖGELE the only manufacturer to offer a standardised operating concept for all paver classes.



PAVER OPERATOR'S ERGOBASIC CONSOLE


Full control for the operator

Everything at a glance: The functions are arranged in a clear, logical and practical layout that was heavily inspired by the ErgoPlus operator's console. The type of controls and the symbols used are all in line with those of an ErgoPlus console.

Given the limited number of functions, there is no need for a display. The status of all settings is indicated as a percentage on LED strips immediately next to the relevant functions. LEDs also indicate the set speeds for the augers and the compacting systems as well as the fill level of the fuel tank.



Safe operation at night
Glare-free backlighting comes on automatically as darkness sets in so that the paver operator can also work safely on night-time jobs.



- 01 Drive and status display function group**
All the functions for driving the paver are arranged together here. The status displays also provide an overview of machine status.
- 02 Material handling function group**
The material handling function group includes operation of the hopper sides and of the conveyor and auger.
- 03 Screed function group**
This function group includes all the screed functions such as settings for the tamper and vibrators and adjustment of screed width and angle.

DRIVE AND STATUS DISPLAYS

Module 1

01 Function and status indicators

The function and status indicators mean that the operator always has full control over his machine. He can, for instance, read the fill level of the fuel tank directly and identify whether there are any functional faults.

02 Choice of operating modes for the paver

At the touch of a button, the paver switches to Pave, Positioning, Job Site and Neutral modes. An LED indicates which mode is selected. On leaving “Pave” mode, the memory function stores all the most recent settings. After moving on the job site, the previously used paving parameters are instantly restored.



01 For long curves with a constant radius, the desired steering angle can be preselected using arrow keys.



03 Choice of engine speed ranges

For the diesel engine, there is a choice of three modes to select from: MIN, ECO and MAX. To switch modes for engine rpm, all the operator needs to do is press the arrow buttons, up or down. In ECO mode, the engine delivers sufficient power for a great number of paving applications. Operating in ECO mode reduces noise emissions and fuel consumption considerably.

04 Steering at a pre-set angle

The machine is steered by means of a rotary controller which enables the paver operator to manoeuvre the machine precisely even in the tightest spots. For long curves with a constant radius, the desired steering angle can be preselected using arrow keys. The paver automatically stays on the set track until the function is deactivated, allowing the paver operator to monitor the paving process undisturbed.

MATERIAL MANAGEMENT

Module 2

01 Reversing conveyor movement

In order to avoid mix dropping from the conveyors during a move of the paver on the job site, conveyor movement can be reversed at the push of a button. Reverse movement takes place for a short time only and stops automatically.

02 Automatic functions for material handling/distribution

These functions ensure that adequate mix for paving is automatically conveyed and distributed in front of the screed. The level of the head of mix in front of the screed is defined by a material sensor and the automatic system ensures that it remains constant. The function is only active during paving - if the paver stops, so does material handling.



The conveyor can be reversed at the touch of a button. Return transport of the mix is automatically stopped. The conveyor can be switched to the no-load function just as quickly.



03 Speed of the augers

When the paver is operating in automatic mode and no sonic sensors are connected, the maximum speed of the augers can be adapted to pave width separately for the left and right using the plus and minus keys. The set value is displayed as a percentage on the LED strip.

SCREED FUNCTIONS

Module 3

01 Precompaction performance

The speeds of the compacting systems can be set directly on the paver operator's ErgoBasic console. The LED strips from 0 to 100% indicate the set speeds for the tamper and vibrators, allowing them to be adjusted immediately when required.

02 Screed settings

All settings can also be made from the paver operator's console, including raising or lowering the screed, extending or retracting either side of the screed, and adjusting the screed pitch to the site conditions. This means the paver operator also has access to the screed at all times.

01 Precompaction performance
02 Screed Assist (option)




03 Screed Assist (option)

This button switches Screed Assist on (LED lights up) or off. Screed Assist is active only when the screed is floating.

04 Idling function

Idling function is provided for the warm-up or cleaning of conveyors, augers and tamper.



Screed heating system

In order to optimise compaction and produce a smooth surface texture, all compacting elements are heated across the full screed width. A simple push of a button is all it takes to switch the screed heating on or off. To ensure the screed heating system is working properly, an automatic function check is carried out when it is switched on.

ERGOBASIC REMOTE CONTROL UNIT FOR THE SCREED

Safe and easy handling of all screed functions is a key factor in high-quality pavement construction, which is why a remote control unit for the screed was developed specifically for the ErgoBasic operating system of the new SUPER 1400.

The remote control’s keypad is laid out logically according to the functional processes. Designed for robustness, it is well able to withstand tough job-site conditions.

Operation is easy to understand and can be learned intuitively in a very short space of time, not least because the symbols used in the proven ErgoPlus operating system are found here, too.

The ErgoBasic remote control unit for the screed allows all paving-related functions to be set quickly and easily. That includes direct access to the material handling systems and the sonic sensor for the auger.



01 Screed width control
The screed width on one side can be adjusted at the touch of a button at any time.



Shown in original size

- 01** Setting of Augers and Conveyor (automatic/manual)
- 02** Screed floating on/off
- 03** Screed width control, one side
- 04** Adjustment of screed tow point ram

Speed of the augers
Just like the paver operator, the screed operator, too, can select Manual Mode or Automatic Mode for conveyors and augers. The „Reversing Auger Rotation“ function is very useful and comfortable in practice.

Screed floating
Mix is normally paved with the screed in Screed Float mode, but the operator can switch off Screed Float if required - to discharge residual mix when paving is complete, for example.

NIVELTRONIC BASIC

In line with the ErgoBasic operating concept, VÖGELE has also developed Niveltronic Basic, a System for Automated Grade and Slope Control. It is completely integrated into the machine control system and therefore perfectly adapted to the paver model concerned.

Another outstanding aspect of Niveltronic Basic is its particularly simple and intuitive handling, a feature which makes it easy even for less experienced operators to learn their way around the system.

This creates ideal conditions for the paver to work true to line and level on any base.

Each side of the screed is operated by a separate compact and exceedingly robust Niveltronic Basic remote control unit.



01 The LED sighting crosses also fitted to the sensor provide continuous, clearly visible feedback to the screed operator indicating whether the actual values match the settings made.

02 A variety of sensor types is available for Niveltronic Basic, in keeping with the machine's large and varied range of uses. These sensors extend from a mechanical to non-contacting sonic sensors.

03 The pre-set and actual values for the grade and slope sensor can be read off the display of the Niveltronic Basic's control panel.



- 01** Deviation from specified values
- 02** Setting: Sensor sensitivity
- 03** Selecting: Kind of reference (ground, tensioned wire, transverse slope)
- 04** Quick set-up
- 05** Sensor calibration

VÖGELE > GOOD TO KNOW

Available sensors

Slope sensor

The slope sensor allows the transverse profile to be determined exactly and then paved accurately, The measuring range is +/- 10 %.

Variable mechanical grade sensor


The variable mechanical grade sensor can be equipped with skis for referencing from the ground in 30 cm, 1 m and 2 m lengths.

Multi-cell sonic sensor

The multi-cell sonic sensor, with its four sensors, is highly versatile. By calculating an average, it can compensate for short irregularities in a reference.

Big MultiPlex Ski

The Big MultiPlex Ski compensates for extended undulations. Its 5 to 13 metre beam can be fitted with three multi-cell sonic sensors as standard - or with up to five if required.



PAVER OPERATOR'S ERGOBASIC PLATFORM

Improved efficiency, reliability and convenience

The comfortable paver operator's ErgoBasic platform gives an unobstructed view of all crucial areas on the paver such as material hopper, steering guide or screed.

01 Working comfort

- > The comfortable paver operator's platform gives an unobstructed view of all crucial areas on the paver such as material hopper, steering guide or screed. The paver operator is thus ideally positioned to monitor the material feeding process right from his seat.
- > The operating console can be shifted across the entire working width so that operators can work comfortably and in an ergonomic position on either side of the machine.

02 A place for everything and everything in its place

- > The paver operator's platform is streamlined and well organized, offering the paver operator a professional workplace. The paver operator's console can be protected by a shatter-proof cover to prevent wilful damage.

03 Hardtop provides excellent protection

- > The modern hardtop, made of a glass fibre-reinforced polymer material, protects the operator. It can easily be collapsed to quickly prepare the paver for transport.

04 Cost-efficient and service-friendly design

- > The paver operator has convenient access to all service points on the machine. All hydraulic pumps connected to the transfer gearbox are extremely easy to service thanks to their clear arrangement and easy accessibility. Durable components made of highly wear-resistant materials for a long service life minimize machine downtimes.

05 Safe and convenient step

- > The walkway and convenient central step on the screed ensure safe and convenient access to the operator's platform.

06 Safe and simple operation of all screed functions

- > All paving-related functions can be set quickly and easily on the ErgoBasic remote control unit for the screed.
- > Each side of the screed is operated by a compact and exceedingly robust remote control unit.

EXTENDING SCREED AB 480 TV


VÖGELE extending screeds are the preferred choice on all those jobs where pave width varies and prime pavement quality counts. Thanks to their sturdy single-tube telescoping system, these screeds can be set quickly and accurately to any pave width desired.


Electric screed heating is provided for all compacting and smoothing screed elements. The electric heating warms the screed up to its operating temperature in next to no time.



Innovative screed heating

In order to optimise compaction performance and to produce a smooth surface structure, all compacting elements are heated across full screed width. Screed plates are fitted as standard with heating elements which distribute heat throughout the plates. The plates are thoroughly insulated on top so that 100% of the heat is directed to where it is needed: the area of contact with the mix. Sophisticated control technology is installed to allow automated management of screed heating.





AB 480 TV

Pave widths



- > Infinitely variable range from 2.55 m to 4.8 m
- > Maximum pave width with bolt-on extensions:
 - > 6 m (2 x 60 cm)
 - > 7.3 m (2 x 125 cm)

Compacting systems

- > AB 480 TV with tamper and vibrators



Built up to maximum pave width



ALL THE FACTS AT A GLANCE

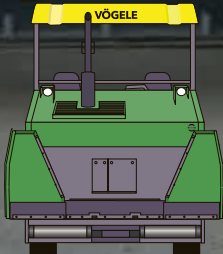
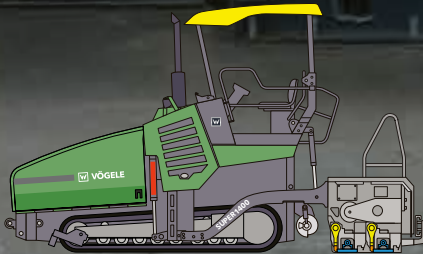
SUPER 1400 Tracked Paver



TECHNICAL DATA

SUPER 1400

- > Maximum pave width: 7.3 m
- > Maximum laydown rate: 600 t/h
- > Layer thickness: max. 30 cm
- > Transport width: 2.55 m



WIRTGEN GROUP CUSTOMER SUPPORT

Service you can rely on.

You can have confidence in reliable, swift support from us during the entire life cycle of your machine. Our wide range of services is ready with the right solution to every challenge you face.



Service

We keep our service promise with swift, straightforward assistance - on the job site or at our professional workshops. Our service team is trained to a professional standard and dedicated tools ensure that repair, care and maintenance tasks are completed quickly. We can support you with customised service agreements on request.

> www.wirtgen-group.com/service



Spare Parts

WIRTGEN GROUP original parts and accessories assure the long-term reliability and availability of your machines. Our experts will also be pleased to advise you about optimised wear part solutions to suit your application. Our parts are available all over the world at all times and are easy to order.

> parts.wirtgen-group.com



Training

The WIRTGEN GROUP brands are specialists in their field with decades of experience in applications; our customers benefit from this expertise. In our WIRTGEN GROUP training courses, we are delighted to pass our knowledge on to you, customised to suit both operators and servicing staff.

> www.wirtgen-group.com/training



Telematics solutions

At the WIRTGEN GROUP, construction machinery involving leading-edge technology goes hand in hand with sophisticated telematics solutions. Intelligent monitoring systems such as WITOS or JD Link* not only make it easier for you to plan the maintenance of your machines, they also increase productivity and efficiency.

> www.wirtgen-group.com/telematics

* Neither WITOS nor JD Link are currently available in all countries. Please contact the subsidiary or dealer responsible for you for more information about this.



JOSEPH VÖGELE AG

Joseph-Vögele-Str. 1
67075 Ludwigshafen
Germany

T: +49 621 8105-0

F: +49 621 8105-461

M: marketing@voegele.info

 www.voegele.info



For more information scan the code.